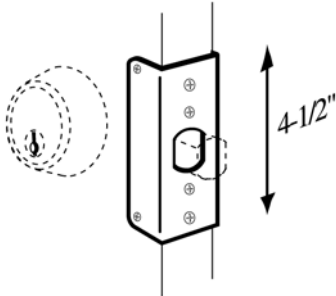


DOOR REINFORCERS

General Features

- Protects home and family
- Saves door replacement
- Makes door strong as lock
- Easy to install

“Uni-Force®” Door Edge Guard

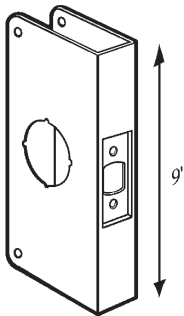


- For deadbolt & key-in-knob locks
- For all backsets
- Makes door as strong as lock
- Long screws provide maximum strength
- Installs in minutes
- Carded Visual Pack

Part No.	Finish	Door Thickness	Size
MAG 10-AB	Antique Brass	13/8"	1 x 4 1/2"
MAG 10-PB	Polished Brass	13/8"	1 x 4 1/2"
MAG 10-S*	Satin Stainless Steel	13/4"	1 x 4 1/2"
MAG 20-AB	Antique Brass	13/4"	1 x 4 1/2"
MAG 20-PB	Polished Brass	13/4"	1 x 4 1/2"
MAG 20-S	Satin Stainless Steel	13/4"	1 x 4 1/2"

* F/O

For Standard Door Locks

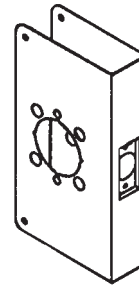


- Boxed

Part No.	Finish	Backset	Door†	Bore	Size
MAG 1-AB	Antique Brass	23/8"	13/8"	21/8"	4 x 9"
MAG 1-BN*	Satin Bronze	23/8"	13/8"	21/8"	4 x 9"
MAG 1-PB**	Polished Brass	23/8"	13/8"	21/8"	4 x 9"
MAG 1-S	Satin Stainless Steel	23/8"	13/8"	21/8"	4 x 9"
MAG 1-10B	Oil Rubbed Bronze	23/8"	13/8"	21/8"	4 x 9"
MAG 2-AB	Antique Brass	23/8"	13/4"	21/8"	4 x 9"
MAG 2-BN	Satin Bronze	23/8"	13/4"	21/8"	4 x 9"
MAG 2-PB†	Polished Brass	23/8"	13/4"	21/8"	4 x 9"
MAG 2-S	Satin Stainless Steel	23/8"	13/4"	21/8"	4 x 9"
MAG 2-10B	Oil Rubbed Bronze	23/8"	13/4"	21/8"	4 x 9"
MAG 3-AB*	Antique Brass	23/4"	13/8"	21/8"	4 1/4 x 9"
MAG 3-BN	Satin Bronze	23/4"	13/8"	21/8"	4 1/4 x 9"
MAG 3-PB	Polished Brass	23/4"	13/8"	21/8"	4 1/4 x 9"
MAG 3-S	Satin Stainless Steel	23/4"	13/8"	21/8"	4 1/4 x 9"
MAG 4-AB	Antique Brass	23/4"	13/4"	21/8"	4 1/4 x 9"
MAG 4-BN	Satin Bronze	23/4"	13/4"	21/8"	4 1/4 x 9"
MAG 4-PB†	Polished Brass	23/4"	13/4"	21/8"	4 1/4 x 9"
MAG 4-S	Satin Stainless Steel	23/4"	13/4"	21/8"	4 1/4 x 9"
MAG 4-10B	Oil Rubbed Bronze	23/4"	13/4"	21/8"	4 1/4 x 9"

* F/O † Door Thickness Dimension **Available in Visual Pack

For ADA Lever Locks

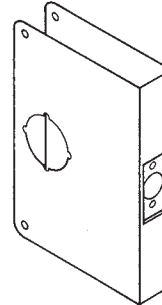


- For ADA Lever Locks with 2 1/8" bore
- Boxed
- For Schlage Rhodes, Arrow Sierra, Corbin Russwin 800, Sargent 10 and Yale 5400LN

Part No.	Finish	Backset	Door†	Bore	Size
MAG 4-BN-2	Satin Bronze	23/4"	13/4"	21/8"	4 3/4 x 9"
MAG 4-PB-2	Polished Brass	23/4"	13/4"	21/8"	4 3/4 x 9"
MAG 4-S-2	Satin Stainless Steel	23/4"	13/4"	21/8"	4 3/4 x 9"
MAG 4-10B-2	Oil Rubbed Bronze	23/4"	13/4"	21/8"	4 3/4 x 9"

† Door Thickness Dimension

For Door Locks with Large Backsets



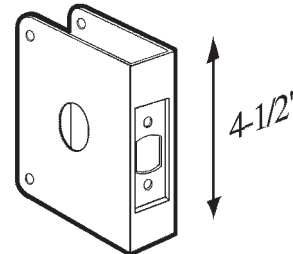
- For door locks with 2 1/8" bore, 3 3/4" or 5" backsets
- Boxed

Part No.	Finish	Backset	Door†	Bore	Size
MAG 33-S	Satin Stainless Steel	33/4"	13/4"	21/8"	5 1/4 x 9"
MAG 55-BN*	Satin Bronze	5"	13/4"	21/8"	6 1/2 x 9"
MAG 55-PB	Polished Brass	5"	13/4"	21/8"	6 1/2 x 9"
MAG 55-S	Satin Stainless Steel	5"	13/4"	21/8"	6 1/2 x 9"

† Door Thickness Dimension

* F/O

For Schlage Deadbolts

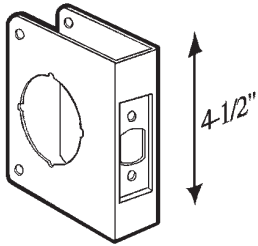


- Boxed

Part No.	Finish	Backset	Door†	Bore	Size
MAG 5-PB	Polished Brass	23/8"	13/8"	1 1/2"	4 x 4 1/2"
MAG 5-S	Satin Stainless Steel	23/8"	13/8"	1 1/2"	4 x 4 1/2"
MAG 6-PB	Polished Brass	23/8"	13/4"	1 1/2"	4 x 4 1/2"
MAG 6-S	Satin Stainless Steel	23/8"	13/4"	1 1/2"	4 x 4 1/2"
MAG 7-PB*	Polished Brass	23/4"	13/8"	1 1/2"	4 1/4 x 4 1/2"
MAG 7-S	Satin Stainless Steel	23/4"	13/8"	1 1/2"	4 1/4 x 4 1/2"
MAG 8-PB	Polished Brass	23/4"	13/4"	1 1/2"	4 1/4 x 4 1/2"
MAG 8-S	Satin Stainless Steel	23/4"	13/4"	1 1/2"	4 1/4 x 4 1/2"

† Door Thickness Dimension

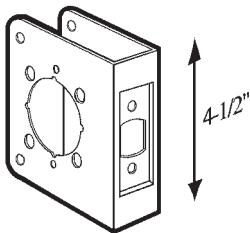
* F/O

DOOR REINFORCERS
For Standard Deadbolts or Doorlocks


- Boxed

Part No.	Finish	Backset	Door†	Bore	Size
MAG 51-AB	Antique Brass	2 ³ / ₈ "	1 ³ / ₈ "	2 ¹ / ₈ "	4 × 4 ¹ / ₂ "
MAG 51-PB**	Polished Brass	2 ³ / ₈ "	1 ³ / ₈ "	2 ¹ / ₈ "	4 × 4 ¹ / ₂ "
MAG 51-BN	Satin Bronze	2 ³ / ₈ "	1 ³ / ₈ "	2 ¹ / ₈ "	4 × 4 ¹ / ₂ "
MAG 51-S	Satin Stainless Steel	2 ³ / ₈ "	1 ³ / ₈ "	2 ¹ / ₈ "	4 × 4 ¹ / ₂ "
MAG 51-10B	Oil Rubbed Bronze	2 ³ / ₈ "	1 ³ / ₈ "	2 ¹ / ₈ "	4 × 4 ¹ / ₂ "
MAG 61-AB	Antique Brass	2 ³ / ₈ "	1 ³ / ₄ "	2 ¹ / ₈ "	4 × 4 ¹ / ₂ "
MAG 61-BN*	Satin Bronze	2 ³ / ₈ "	1 ³ / ₄ "	2 ¹ / ₈ "	4 × 4 ¹ / ₂ "
MAG 61-PB**	Polished Brass	2 ³ / ₈ "	1 ³ / ₄ "	2 ¹ / ₈ "	4 × 4 ¹ / ₂ "
MAG 61-S	Satin Stainless Steel	2 ³ / ₈ "	1 ³ / ₄ "	2 ¹ / ₈ "	4 × 4 ¹ / ₂ "
MAG 71-PB	Polished Brass	2 ³ / ₄ "	1 ³ / ₈ "	2 ¹ / ₈ "	4 ¹ / ₄ × 4 ¹ / ₂ "
MAG 81-BN*	Satin Bronze	2 ³ / ₄ "	1 ³ / ₄ "	2 ¹ / ₈ "	4 ¹ / ₄ × 4 ¹ / ₂ "
MAG 81-PB	Polished Brass	2 ³ / ₄ "	1 ³ / ₄ "	2 ¹ / ₈ "	4 ¹ / ₄ × 4 ¹ / ₂ "
MAG 81-S	Satin Stainless Steel	2 ³ / ₄ "	1 ³ / ₄ "	2 ¹ / ₈ "	4 ¹ / ₄ × 4 ¹ / ₂ "
MAG 81-10B	Oil Rubbed Bronze	2 ³ / ₄ "	1 ³ / ₄ "	2 ¹ / ₈ "	4 ¹ / ₄ × 4 ¹ / ₂ "

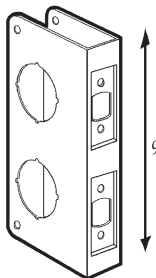
† Door Thickness Dimension * F/O **Available in Visual Pack

For ADA Lever Locks


- For ADA lever locks with 2¹/₈" bore
- Boxed
- For Schlage, Rhodes, Arrow Sierra, Corbin Russwin CL3300, Sargent 10, and Yale 5400LN

Part No.	Finish	Backset	Door†	Bore	Size
MAG 81-S-2	Satin Stainless Stl	2 ³ / ₄ "	1 ³ / ₄ "	2 ¹ / ₈ "	4 ³ / ₄ × 4 ¹ / ₂ "
MAG 81-10B-2	Oil Rubbed Bronze	2 ³ / ₄ "	1 ³ / ₄ "	2 ¹ / ₈ "	4 ³ / ₄ × 4 ¹ / ₂ "

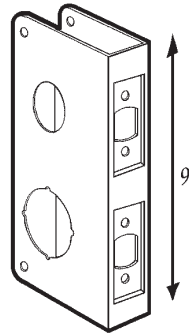
† Door Thickness Dimension

For Double Locks


- For double locks with 2¹/₈" top & bottom bores, 3⁵/₈" between centers
- Recessed latch face
- Reinforces both deadbolt and lock
- Boxed

Part No.	Finish	Backset	Door†	Size
MAG 261-BN*	Satin Bronze	2 ³ / ₈ "	1 ³ / ₄ "	4 × 9"
MAG 261-PB	Polished Brass	2 ³ / ₈ "	1 ³ / ₄ "	4 × 9"
MAG 261-S	Satin Stainless Steel	2 ³ / ₈ "	1 ³ / ₄ "	4 × 9"

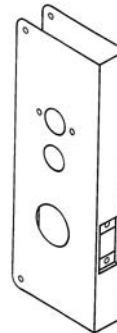
† Door Thickness Dimension * F/O

For Double Locks


- For double locks with 1¹/₂" top & 2¹/₈" bottom bores, 4" between centers
- Recessed latch face
- Reinforces both deadbolt and lock
- Boxed

Part No.	Finish	Backset	Door†	Size
MAG 264-BN*	Satin Bronze	2 ³ / ₈ "	1 ³ / ₄ "	4 × 9"
MAG 264-PB	Polished Brass	2 ³ / ₈ "	1 ³ / ₄ "	4 × 9"
MAG 264-S	Satin Stainless Steel	2 ³ / ₈ "	1 ³ / ₄ "	4 × 9"
MAG 484-BN	Satin Bronze	2 ³ / ₄ "	1 ³ / ₄ "	4 ¹ / ₄ × 9"
MAG 484-PB	Polished Brass	2 ³ / ₄ "	1 ³ / ₄ "	4 ¹ / ₄ × 9"
MAG 484-S	Satin Stainless Steel	2 ³ / ₄ "	1 ³ / ₄ "	4 ¹ / ₄ × 9"

† Door Thickness Dimension * F/O

For Simplex 1000 Series & Alarm Lock DL-2500


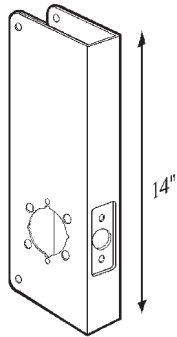
- For Mortise Conversion
- Boxed

Part No.	Finish	Backset	Door†	Size
MAG 1000-14AB	Antique Brass	2 ³ / ₄ "	1 ³ / ₄ "	5 × 14"
MAG 1000-14S	Satin Stainless Steel	2 ³ / ₄ "	1 ³ / ₄ "	5 × 14"

† Door Thickness Dimension

DOOR REINFORCERS

Covers Simplex Prep.

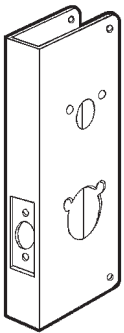


- 2 1/8" bore 4 1/4" from bottom
- For ADA Lever Locks with 2 1/8" bore
- For Schlage Rhodes, Arrow Sierra, Corbin Russwin 800, Sargent 10 and Yale 5400LN
- Boxed

Part No.	Finish	Backset	Door†	Size
MAG 1004-14AB2	-Antique Brass	-----2 3/4"	-----1 3/4"	-----5 x 14"
MAG 1004-14PB2	-Polished Brass	-----2 3/4"	-----1 3/4"	-----5 x 14"
MAG 1004-14S2	-Satin Stainless Steel	-----2 3/4"	-----1 3/4"	-----5 x 14"

† Door Thickness Dimension

For Simplex 4000 Series

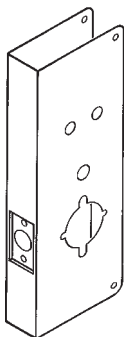


- Boxed

Part No.	Finish	Backset	Door†	Size
MAG 4000-14S	-Satin Stainless Steel	-----2 3/4"	-----1 3/4"	-----5 x 14"

† Door Thickness Dimension

"Install-A-Lock" for T2 Alarm Lock (Model DL2700)



- Do a nice retrofit job when converting existing applications. Install-A-Locks reinforce doors, cover existing holes and cavities to save you time and money.
- Boxed

Part No.	Finish	Backset	Door†	Size
MAG 1027-14AB*	-Antique Brass	-----2 3/4"	-----1 3/4"	-----5 x 14"
MAG 1027-14PB*	-Polished Brass	-----2 3/4"	-----1 3/4"	-----5 x 14"
MAG 1027-14S	-Satin Stainless Steel	-----2 3/4"	-----1 3/4"	-----5 x 14"

† Door Thickness Dimension * F/O

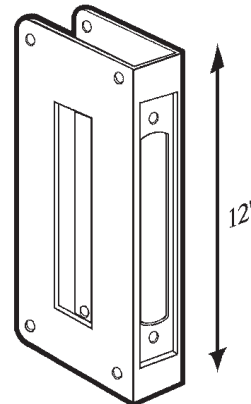
Blank Channels with Mounting Holes Only



- Boxed

Part No.	Finish	Door Thickness	Size
MAG 30-PB	---Polished Brass	-----1 3/8"	-----4 1/4 x 9"
MAG 30-S	---Satin Stainless Steel	-----1 3/8"	-----4 1/4 x 9"
MAG 40-PB	---Polished Brass	-----1 3/4"	-----4 1/4 x 9"
MAG 40-S	---Satin Stainless Steel	-----1 3/4"	-----4 1/4 x 9"
MAG 70-PB	---Polished Brass	-----1 3/8"	-----4 1/4 x 4 1/2"
MAG 80-PB	---Polished Brass	-----1 3/4"	-----4 1/4 x 4 1/2"
MAG 80-S	---Polished Brass	-----1 3/4"	-----4 1/4 x 4 1/2"

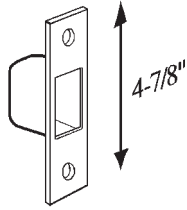
For Mortise Locks



- 1 1/4 x 8" Faceplate with thru bolts
- 1 7/8 x 6" side prep
- Boxed

Part No.	Finish	Backset	Door†	Size
MAG 504-S	---Satin Stainless Steel	-----2 3/4"	-----1 3/4"	-----5 x 12"
MAG 504-PB	---Polished Brass	-----2 3/4"	-----1 3/4"	-----5 x 12"

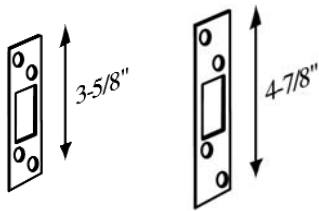
† Door Thickness Dimension

SECURITY STRIKES
High Security Box Strike


- Heavy duty high security box strike
- With 2" long screws to secure box to stud
- 16 GA with 18 GA faceplate

Part No.	Finish	Size	Package
MAG 747-B	Brass	1 1/4 x 4 7/8"	One per card
MAG 747-C US32D*	Chrome	1 1/4 x 4 7/8"	One per card

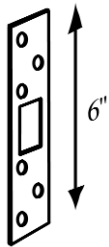
*F/O

Security Deadbolt Strike


- With 1 1/4" and 3" long screws to secure strike to stud
- 13 GA

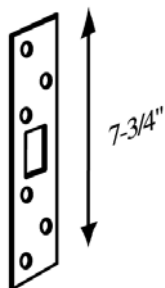
Part No.	Finish	Size	Package
MAG 750-B*	Brass	1 1/4 x 3 5/8"	One per card
MAG 755-B	Brass	1 1/4 x 4 7/8"	One per card

*F/O

Heavy Gauge Deadbolt Strikes


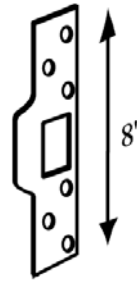
- With 1 1/2" long screws to secure strike to stud
- 13 GA

Part No.	Finish	Size	Package
MAG 760-B	Brass	1 1/8 x 6"	One per card



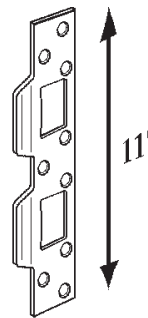
- Heavy gauge steel
- With 3" long screws
- 13 GA

Part No.	Finish	Size	Package
MAG 765-B	Brass	1 5/8 x 7 3/4"	One per card
MAG 765-C	Chrome	1 5/8 x 7 3/4"	One per card

Heavy Gauge Lip Strike


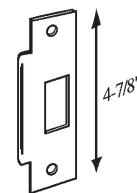
- With 3" long screws to secure strike to stud
- 13 GA

Part No.	Finish	Size	Package
MAG 770-B	Brass	1 1/4 x 8"	One per card
MAG 770-C	Chrome	1 1/4 x 8"	One per card

Heavy Gauge Double Strike


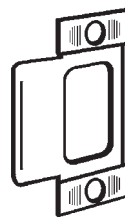
- With 3" long screws to secure strike to stud
- For 3 5/8" to 4" centers
- 13 GA

Part No.	Finish	Size	Package
MAG 775-B	Brass	1 5/8 x 11"	One per card
MAG 775-C	Chrome	1 5/8 x 11"	One per card

Large Lip Strike


- With 2" long screws
- 18 GA

Part No.	Finish	Size	Package
MAG 721-B	Brass	1 1/4 x 4 7/8"	One per card

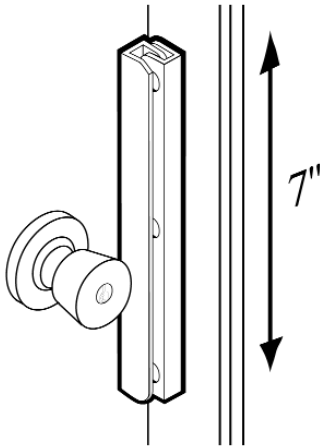
"Adjust-A-Strike" Adjustable Strike


- For wood frames
- 1/4" adjustment for snug fit of door to frame and weatherstrip
- Secured with 2" screws
- Stops door rattle and lock binding
- Installs in minutes

Part No.	Finish	Size	Package
MAG 450-B	Brass	1 1/4 x 2 3/4"	One per card
MAG 450-C	Chrome	1 1/4 x 2 3/4"	One per card
MAG 452-B	Brass	1 1/4 x 4 7/8"	One per card
MAG 452-C	Chrome	1 1/4 x 4 7/8"	One per card

LATCH GUARDS

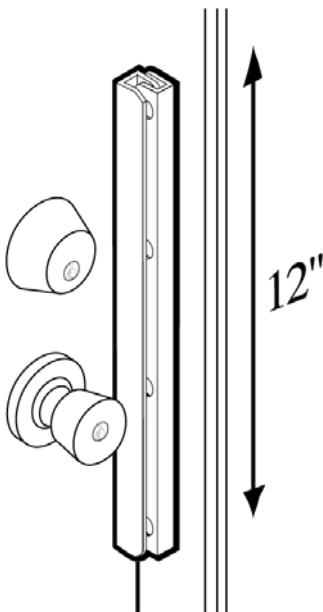
For In-Opening Doors



- Fits all backsets, deadbolts and key-in-knob locks
- Reinforces door and frame
- Prevents spreading of frame
- Hardened concealed screws

Part No.	Finish	Size	Package
MAG 8840-B	Brass	5/8 x 7"	One per card
MAG 8840-C	Chrome	5/8 x 7"	One per card
MAG 8840-DU*	Duronodic	5/8 x 7"	One per card

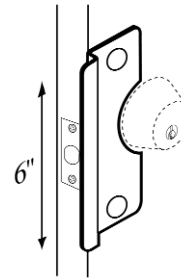
*F/O



- Fits all backsets, deadbolts, key-in-knob, double, mortise, and access control locks
- Reinforces door and frame
- Prevents spreading of frame
- Hardened concealed screws

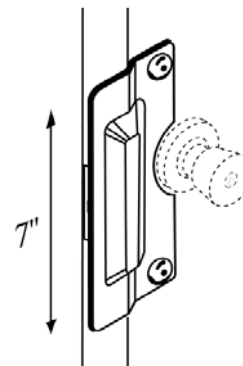
Part No.	Finish	Size	Package
MAG 8843-B	Brass	5/8 x 12"	One per card
MAG 8843-C	Chrome	5/8 x 12"	One per card
MAG 8843-DU	Duronodic	5/8 x 12"	One per card

For Out-Opening Doors



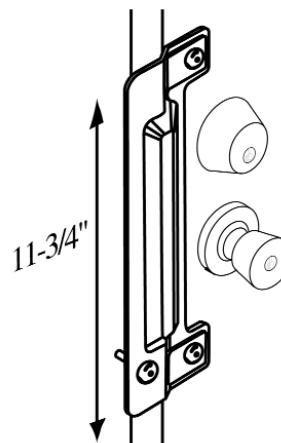
- Fits all backsets, deadbolts, and key-in-knob locks
- Protects latch or bolt
- Heavy gauge steel
- Accepts up to 3 1/2" rose

Part No.	Finish	Size	Package
MAG 8845-B	Brass	2 1/2 x 6"	One per card
MAG 8845-C	Chrome	2 1/2 x 6"	One per card



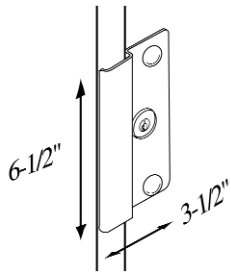
- Heavy Duty
- Fits all backsets, deadbolts and key-in-knob locks
- Protects latch or bolt
- Conceals lip of existing strike
- Accepts up to 3 1/2" rose

Part No.	Finish	Size	Package
MAG 8848-B	Brass	3 x 7"	One per card
MAG 8848-C	Chrome	3 x 7"	One per card
MAG 8848-DU	Duronodic	3 x 7"	One per card



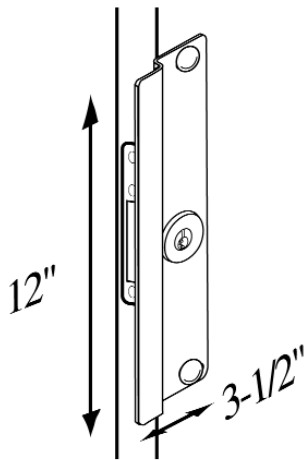
- Universal
- Fits single or double locks up to 6" on center; combination, mortise and access control locks
- Protects latch or bolt
- Conceals lip of existing strike
- Reinforced mounting area
- With anti-spread security pin

Part No.	Finish	Size	Package
MAG 8850-B	Brass	3 1/2 x 11 3/4"	One per card
MAG 8850-C	Chrome	3 1/2 x 11 3/4"	One per card
MAG 8850-DU	Duronodic	3 1/2 x 11 3/4"	One per card

LATCH GUARDS
For Out-Opening Doors


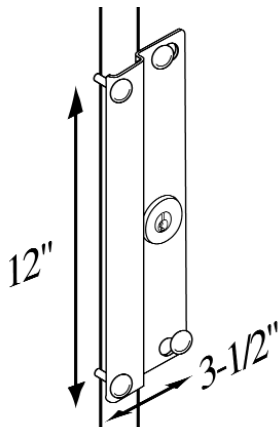
- For narrow stile storefront doors with cylinder guard and drive rivet

Part No.	Finish	Size	Package
MAG 8852-AL	Aluminum	3-1/2 x 6-1/2"	One per card
MAG 8852-DU	Duronodic	3-1/2 x 6-1/2"	One per card



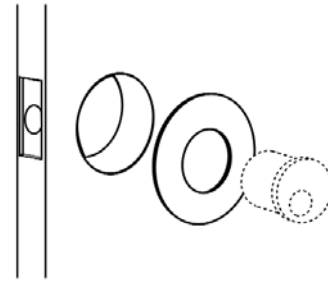
- For narrow stile storefront doors
- Heavy gauge steel
- 1/4" offset
- 1 1/8" backset

Part No.	Finish	Size	Package
MAG 8853-DU	Duronodic	3-1/2 x 12"	One per card

Removable (For Flush Doors)


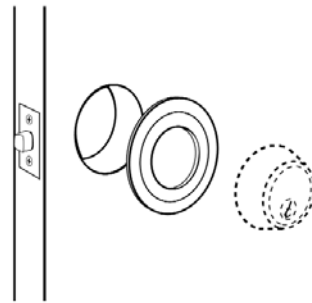
- For single or double acting doors with cylinder guard
- Heavy gauge steel
- With anti-spread pins

Part No.	Finish	Size	Package
MAG 8854-AL	Aluminum	3-1/2 x 12"	One per card
MAG 8854-DU	Duronodic	3-1/2 x 12"	One per card

ADAPTER PLATES
For Rim or Mortise Cylinders


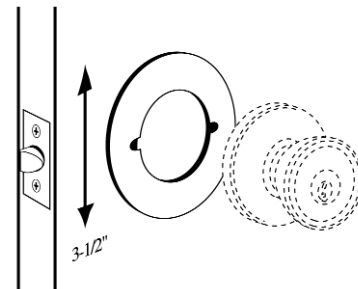
- Covers up to 2-1/8" diameter hole
- 2-5/8" outside diameter, 1-1/4" inside diameter

Part No.	Finish	Package
MAG 8860-B	Brass	One per card
MAG 8860-C	Chrome	One per card

For Installing Schlage Deadbolts


- For installing Schlage deadbolts with 1-1/2" bore in a 2-1/8" bore
- 2-3/4" outside diameter, 1-1/2" inside diameter

Part No.	Finish	Package
MAG 8863-B	Brass	Two per Card
MAG 8863-C	Chrome	Two per Card

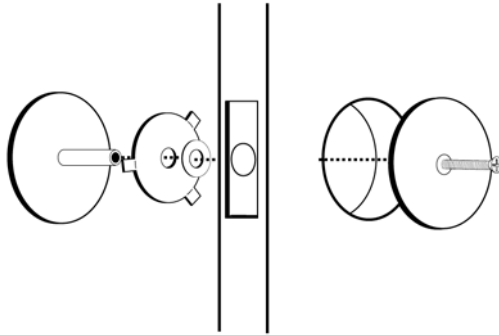
Cover Plate


- 3-1/2" diameter
- For 2-1/8" bore locks
- Covers damaged door
- Changes 2-3/8" to 2-3/4" backset; 2-3/4" to 2-3/8" backset

Part No.	Finish	Package
MAG 8865-AB	Antique Brass	Two per Card
MAG 8865-B	Brass	Two per Card
MAG 8865-C	Chrome	Two per Card

HOLE COVERS

Covers 1 1/2" to 2 1/8" Diameter Holes



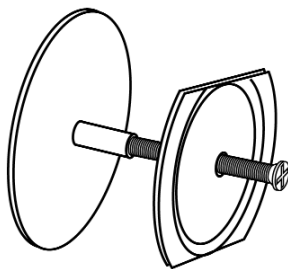
- 2 5/8" diameter
- Self-centering disk prevents plate movement
- Break off tabs for 1 1/2" bore
- Patented non-slip disk
- For use on wood or metal doors
- Reduces your inventory

Easily cover up small or large holes. The unique centering disk secures the plate in a 2 1/8" hole. For smaller 1 1/2" holes, simply break off the tabs and the disk will automatically center itself so the plate won't slip out of place!

Part No.	Finish	Package
MAG 8868-B	Brass	One per card
MAG 8868-C	Chrome	One per card
MAG 8868-PC	Prime Coat	One per card
MAG 8868-PCB	Prime Coat	Bulk*

* Individually polybagged w/ screws, 25 pcs.

Covers 2 1/8" Diameter Holes

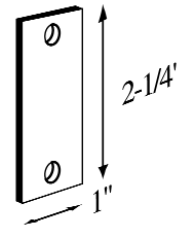


- Fits under rim panic hardware

Part No.	Finish	Package
MAG 8870-PC	Prime Coat	One per card

FILLER PLATES

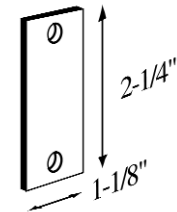
For 160 Cut-Out



Part No.	Finish	Size	Package
MAG 8872-PCB	Prime Coat	1 x 2 1/4"	Bulk*

* Individually polybagged with screws, 25 pcs.

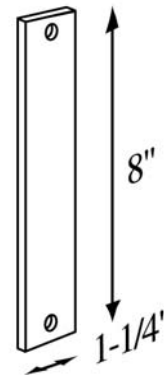
For 161 Cut-Out



Part No.	Finish	Size	Package
MAG 8873-PC	Prime Coat	1 1/8 x 2 1/4"	One per card
MAG 8873-PCB	Prime Coat	1 1/8 x 2 1/4"	Bulk*

* Individually polybagged with screws, 25 pcs.

For 86 Mortise Lock Face Cut-Out

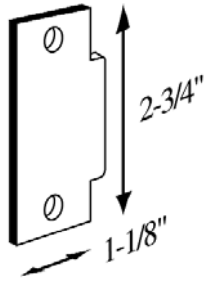


Part No.	Finish	Size	Package
MAG 8875-PC	Prime Coat	1 1/4 x 8"	Polybagged†
MAG 8875-PCB	Prime Coat	1 1/4 x 8"	Bulk*

† With screws
* Individually polybagged with screws, 25 pcs.

FILLER PLATES

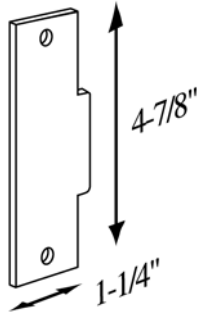
For T-Strike



Part No.	Finish	Size	Package
MAG 8878-PC*	Prime Coat	1 1/8 x 2 3/4"	Carded
MAG 8878-PCB	Prime Coat	1 1/8 x 2 3/4"	Bulk*

* Individually polybagged with screws, 25 pcs
* F/O

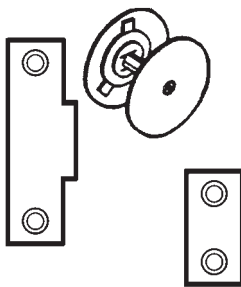
For ASA Strike



Part No.	Finish	Size	Package
MAG 8880-PC	Prime Coat	1 1/4 x 4 7/8"	Carded
MAG 8880-PCB	Prime Coat	1 1/4 x 4 7/8"	Bulk*

* Individually polybagged with screws, 25 pcs.

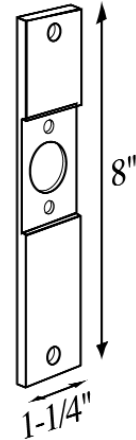
Filler Plate Kit



- Contains one each 8868, 8873, 8880

Part No.	Finish	Package
MAG 8885-PC	Prime Coat	One per card

Converts 86 Cut-Out to 161 Prep

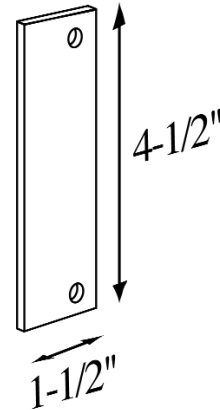


- 3/8" off-center line

Part No.	Finish	Size	Package
MAG 8886-PCB	Prime Coat	8 x 1 1/4"	Bulk*

* Individually polybagged with screws, 25 pcs.

Door Hinge Filler Plate



Part No.	Finish	Size	Package
MAG 8887-PCB	Prime Coat	4 1/2 x 1 1/2"	Bulk*

* Individually polybagged with screws, 25 pcs.

Frame Hinge Filler Plate

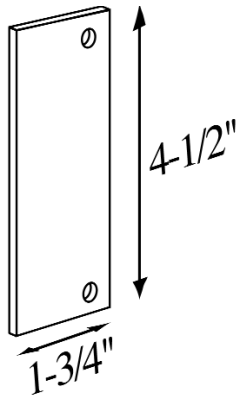


Part No.	Finish	Size	Package
MAG 8888-PCB	Prime Coat	4 1/2 x 1 5/8"	Bulk*

* Individually polybagged with screws, 25 pcs.

FILLER PLATES


Door Hinge Filler Plate



Part No.	Finish	Size	Package
MAG 8889-PCB	Prime Coat	4-1/2 x 1-3/4"	Bulk*

* Individually polybagged with screws, 25 pcs.

Flush Bolt Cut-Out




Part No.	Finish	Size	Package
MAG 8890-PCB	Prime Coat	6-3/4 x 1"	Bulk*

* Individually polybagged with screws, 25 pcs.

SLIDING (PATIO) DOOR LOCKS

Patio Door Locks with Bolt

Keyed model shown

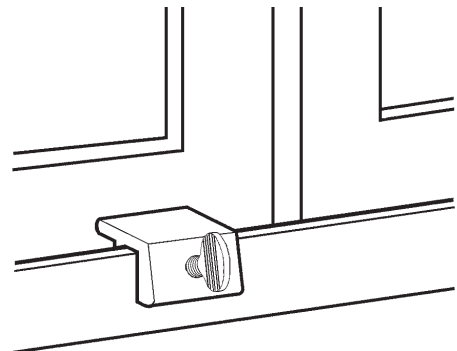


- For use on inside or outside sliding patio doors
- 2" deadbolt for maximum security
- Locks sliding patio or hinged doors

Part No.	Keying	Finish	Package
MAG 8824-AL	Not keyed	Aluminum	One per card
MAG 8824-DU	Not keyed	Duranodic	One per card
MAG 8824-W	Not keyed	White	One per card
MAG 8825-AL	Keyed	Aluminum	One per card
MAG 8825-W	Keyed	White	One per card

SLIDING WINDOW LOCKS

Sliding Window/Door Lock

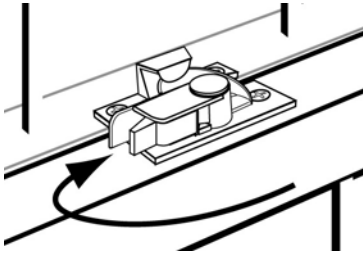


- Heavy Duty
- For door or window
- Pointed screw for added security

Part No.	Finish	Package
MAG 8732	Aluminum	Two per card
MAG 8733	Aluminum	50 pc. Bulk pack

DOUBLE HUNG WINDOW LOCKS

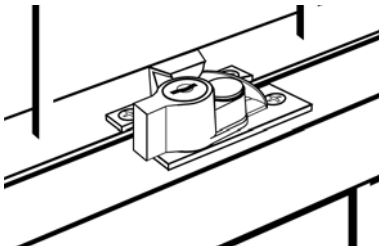
Safety Sash Lock



- For narrow stile wood or metal windows
- Child-safety lever feature (squeeze lever to unlock)

Part No.	Finish	Package
MAG 8737-B	Brass	One per card

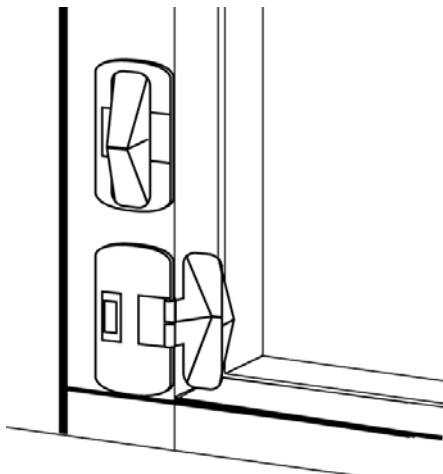
Keyed Sash Lock



- For narrow stile wood or metal windows

Part No.	Finish	Package
MAG 8741-B	Brass	One per card

Double Hung Wood Window Lock

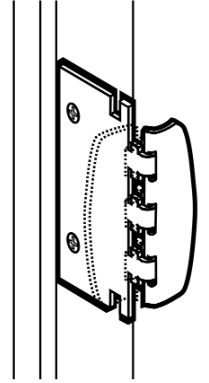


- Secures window in vented or closed position, wedge type

Part No.	Finish	Package
MAG 8760	Brass	Two per card

FLIP LOCK

Tamper-Proof Flip-Lock

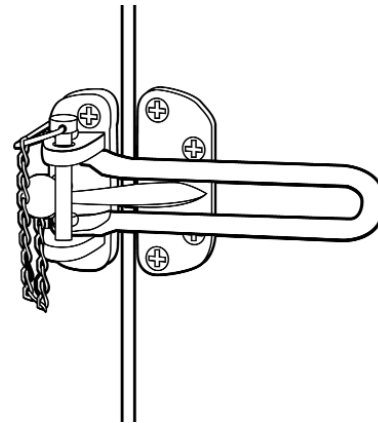


- For in-opening doors, left or right hand
- Heavy gauge steel
- Credit card blocking tab

Part No.	Finish	Package
MAG 8700	Brass	One per card

SWING BAR DOOR GUARD

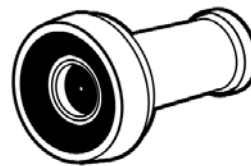
Swing Bar Security Pinned Door Guard



- Pin locks door for added security

Part No.	Finish	Package
MAG 8712	Brass	Visual Pack

DOOR VIEWER



- Wide Angle 190°
- Solid brass with optical lens, fits 1 3/8" to 2" doors, (U.L. Listed 73S8).

Part No.	Finish	Size	Package
MAG 8722	Dull Chrome	1/2" Dia.	Boxed