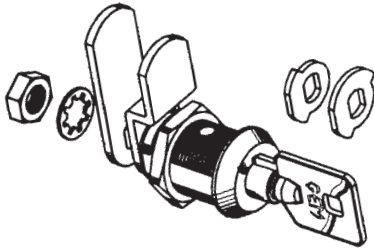


**CAM LOCKS**

**GEM High Security Tubular Key Cam Locks**

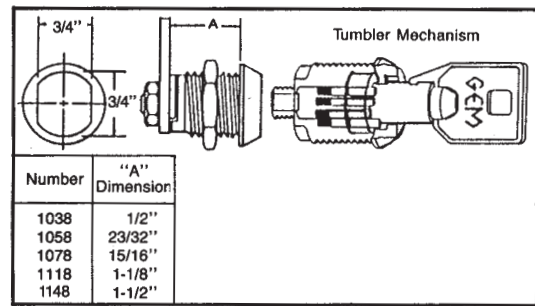


- Multi-Function
- Shipfast
- 7 Pin Tumbler
- Circular Keyway
- Nickel Plated

The multi-function MFW1000 series locks have been furnished with a retainer pin tapped for a 4-40 threaded screw. Continued turning of a screw into the retaining pin will drive the retaining pin out. The spindle assembly can then be removed from the rear of the lock shell. The RKK110 rekeying kit includes all pin tumblers required for tubular key locks. The pin tumblers are incremented in .0155 steps. Most tubular locks manufactured by other companies use a similar step increment. The chart at the right illustrates the correct FORT pin tumbler to use when rekeying MFW1000 series locks to existing key systems.

Note that FORT LOCK pin numbers 0 through 6 correlate with other manufacturers pin numbers 1 through 7. All FORT driver pins are of the same length except the MFW 1038 (3/8" length) where dimension limitations require a shorter drive pin.

Part No.	Size
FRT MFW 1038 KD	3/8"
FRT MFW 1038 KA	3/8"
FRT MFW 1058 KD	5/8"
FRT MFW 1058 KA	5/8"
FRT MFW 1078 KD	7/8"
FRT MFW 1078 KA	7/8"
FRT MFW 1118 KD	1 1/8"
FRT MFW 1118 KA	1 1/8"
FRT MFW 1148 KD	1 1/2"
FRT MFW 1148 KA	1 1/2"



Tumbler Length	.202	.218	.233	.249	.264	.280	.296
FORT	0	1	2	3	4	5	6
AMERICAN	1	2	3	4	5	6	7
CHICAGO	1	2	3	4	5	6	7

**WHAT MULTIFUNCTION IS**

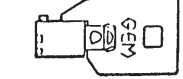
With this one lock, you can easily make an assembly that will meet your own particular requirements

**\*CAM STOPS**



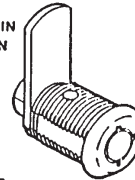
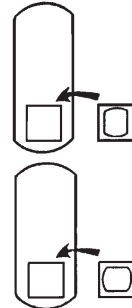
90° 180°  
\* For either right or left hand application (by reversing)

**CAM FILLERS**



Flats are vertical with the GEM type tubular locks with the key entry position as shown above.

**RETAINING PIN UP POSITION**



**RETAINING PIN DOWN POSITION**

"A" Position  
Normally used parallel to cam sides

"B" Position  
For additional cam rotations with key entry at 12 o'clock. Use cam filler perpendicular to cam sides.

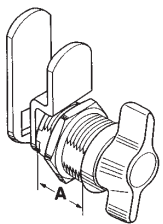
**EXAMPLE**  
Key rotation 12 to 3      Cam rotation 3 to 6

**ROUND HOLE INSTALLATION WITH THE WONDER WASHER**

After Drilling 3/4" hole in either wood or metal, position the Wonder Washer (tabs inward and vertical) firmly into hole from either the front or rear surface, depending on thickness of material and preference. The Wonder Washer provides the double "D" shape needed to prevent the lock from rotating when installed.



**Thumb Turn Cam Lock**



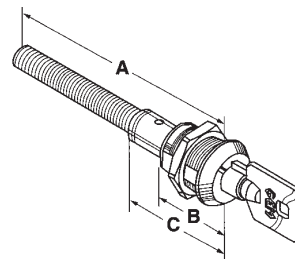
Standard thumb turn cam lock provided with Multi-Function packaging, which includes a straight cam, offset cam, wonder washer, and hex nut.

Part No.	Size
FRT MFW TT058	5/8"
FRT MFW TT078	7/8"

EACH LOCK PROVIDES SIX DIFFERENT FUNCTIONS				
Function	Key Rotation from 12 o'clock Position To:	Key Removable at:	Use Cam Stop	Insert Spine Filler at:
1	3 o'clock	12 only	90° right	3 o'clock
2	3 o'clock	12 and 3	90° right	none
3	6 o'clock (right)	12 and 6	180° right	3 o'clock
4	9 o'clock	12 only	90° left	9 o'clock
5	9 o'clock	12 and 9	90° left	none
6	6 o'clock (left)	12 and 6	180° left	9 o'clock

**HIGH SECURITY TUBULAR KEY LOCK**

**Threaded Shaft Lock**



Nickel Finish, 4 key pulls at 12, 3, 6 and 9

Dimensions:

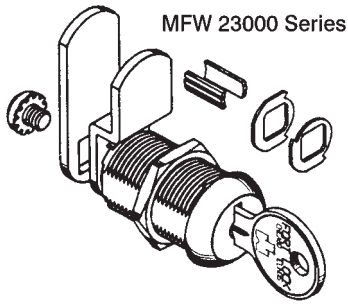
- A - 8"
- B - 5/8"
- C - 1 1/2"

**Part No.**  
FRT TS 1058U KA  
FRT TS 1058U KD



**CAM LOCKS**

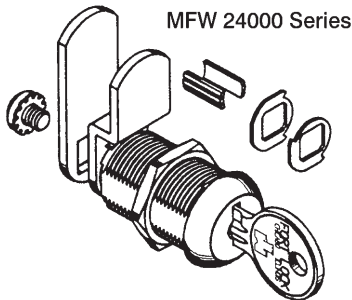
**Single Bitted Cam Lock**



- 5 Disc Tumblers
- Polybagged

Part No.	Size
FRT MFW 23038 KD	7/16"
FRT MFW 23038 KA	7/16"
FRT MFW 23058KD	5/8"
FRT MFW 23058 KA	5/8"
FRT MFW 23078 KD	7/8"
FRT MFW 23078 KA	7/8"
FRT MFW 23118 KD	11/8"
FRT MFW 23118 KA	11/8"
FRT MFW 23138 KD	13/8"
FRT MFW 23138 KA	13/8"
FRT MFW 23168 KD	13/4"
FRT MFW 23168 KA	13/4"

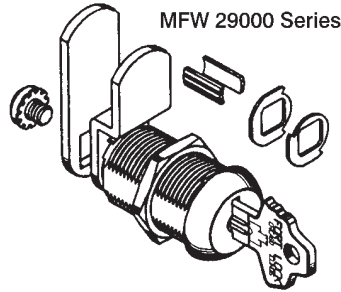
**Single Bitted Cam Lock**



- 5 Disc Tumblers
- Universal Keyway
- Polybagged

Part No.	Size
FRT MFW 24038 KD	7/16"
FRT MFW 24038 KA	7/16"
FRT MFW 24058 KD	5/8"
FRT MFW 24058 KA	5/8"
FRT MFW 24078 KD	7/8"
FRT MFW 24078 KA	7/8"
FRT MFW 24118 KD	11/8"
FRT MFW 24118 KA	11/8"
FRT MFW 24138 KD	13/8"
FRT MFW 24138 KA	13/8"
FRT MFW 24168 KD	13/4"
FRT MFW 24168 KA	13/4"

**Double Bitted Cam Lock**

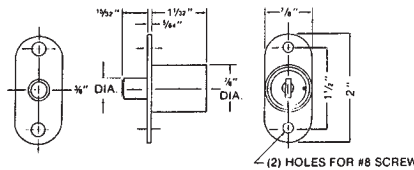



- 5 Disc Tumblers
- High Security
- Polybagged

Part No.	Size
FRT MFW 29058 KD	5/8"
FRT MFW 29058 KA	5/8"
FRT MFW 29078 KD	7/8"
FRT MFW 29078 KA	7/8"
FRT MFW 29118 KD	11/8"
FRT MFW 29118 KA	11/8"
FRT MFW 29138 KD	13/8"
FRT MFW 29138 KA	13/8"

**DOOR LOCKS**

**Sliding Wood Door Locks**




**Specifications**

- Uses: For wood doors up to 1"
- Case: Pressure cast alloy
- Cylinder: Pressure cast alloy; 5 disc tumblers; single bitted
- Bolt: Pressure cast alloy; 21/64" throw
- Keys: Two per lock
- Key Blank: K54G
- Finish: Polished nickel
- Operation: 90° turn unlocks bolt; key removable in locked and unlocked positions

**Part No.**  
 FRT SD990 KD  
 FRT SD990 KA

**TRAILER/GATE LOCK**

**Trailer & Gate Lock**

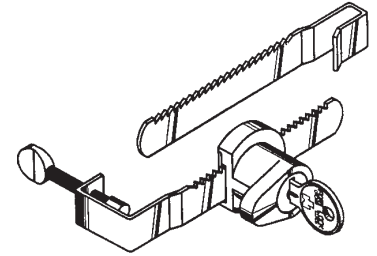


- 5000 Series Double Bitted
- 6 Tumbler
- Key Retaining
- Solid Die Cast Construction
- Key Blank K750
- 90° Key Rotation; Key Retained in Unlocked Position

**Part No.**  
 FRTL37 KD

**SHOWCASE LOCK**

**Wood/Glass Showcase Lock**



- Nickel Plated

*Single Bitted*

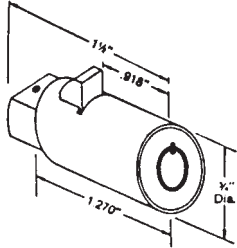
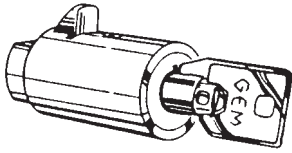
**Part No.**  
 FRT MFW SG23000 KD  
 FRT MFW SG23000 KA

*Double Bitted*

**Part No.**  
 FRT MFW SG29000 KD  
 FRT MFW SG29000 KA

**POP-OUT HANDLE**

**Cylinder for Pop-Out "T" Handles**



Standard size. Meets the new NAMA standards. When key combination change is desired, the cylinder is easily replaced with a new cylinder by simply depressing the latch bolt of the existing cylinder and withdrawing it from the handle.

*Specifications*

Cylinder: Tubular type, 7 pin tumblers

Key Blank: K137

Key Changes: Practically unlimited

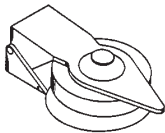
Keys: Two tubular type. Steel, nickel plated

KA: Available to order at no extra charge

**Part No.**  
FRT YPT1010 KD  
FRT YPT1010 KA

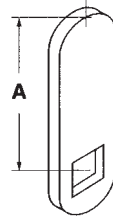
**PARTS**

**Steel Dust Cover**



**Part No.**  
FRT DC1

**Straight Cams**



*For Disc Tumbler Cam Locks*

Part No.	Size
FRT SF1200	3/4"
FRT SF1400	7/8"
FRT SF1600	1"
FRT SF1800	1 1/8"
FRT SF2000	1 1/4"
FRT SF2400	1 1/2"
FRT SF2800	1 3/4"
FRT SF3200	2"
FRT SF4000	2 1/2"

*For Tubular Key Cam Locks*

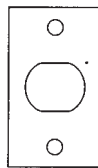
Part No.	Size
FRT SG2400	1 1/2"
FRT SG2600	1 5/8"
FRT SG2800	1 3/4"
FRT SG3000	1 7/8"
FRT SG3200	2"
FRT SG3400	2 1/8"
FRT SG3600	2 1/4"
FRT SG3800	2 3/8"
FRT SG4000	2 1/2"

**Wonder Washer**



**Part No.**  
FRT WW1

**Anchor Plate**



**Part No.**  
FRT AP1

**23000 Series Cam Adapter**

*Flat to Tubular*



**Part No.**  
FRT CA1

**REKEYING KITS**

**Multi-Function Rekeying Kits**

*Rekey Locks with Original FORT Replacement Parts*




Part No.	Description
FRT RKK 110	1000 Series GEM Pin Kit
FRT RKK 130	Universal Wafer Kit for 23000, 24000 Series
FRT RKK 190	Universal Wafer Kit for 29000 Series

*Replacement Parts*

Part No.	Description
FRT DT23000 1	1 Wafer; 23000 Series Disc Tumblers
FRT DT23000 2	2 Wafer; 23000 Series Disc Tumblers
FRT DT23000 3	3 Wafer; 23000 Series Disc Tumblers
FRT DT23000 4	4 Wafer; 23000 Series Disc Tumblers
FRT DT23000 5	5 Wafer; 23000 Series Disc Tumblers
FRT DT23000 6	6 Wafer; 23000 Series Disc Tumblers

**KEYBLANKS**

**1000 Series Keyblank**



**K137**  
Steel Barrel — 7 Pin  
1000 Series

Part No.	Description
FRT K137	Key Blank 7 Pin Gem

**KEYBLANKS**

**5000 Series Keyblank**



**K750**  
6 Disc  
5000 Series

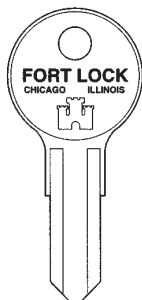
**Part No. Description**  
FRT K750-----Key Blank



**K757**  
6 Disc  
5000 Series

**Part No. Description**  
FRT K757-----Key Blank


**7000 Series Keyblank**



**K60**  
10 Disc  
7000 Series

**Part No. Description**  
FRT K60-----Key Blank 10 Disc

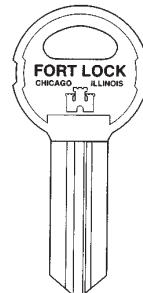
**8000 Series Keyblank**



**752**  
6 Disc  
8000 Series

**Part No. Description**  
FRT K752-----Key Blank 6 Disc

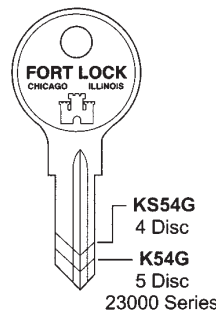
**16000 Series Keyblank**



**K84**  
10 Disc  
16000 Series

**Part No. Description**  
FRT K84-----Key Blank 10 Disc

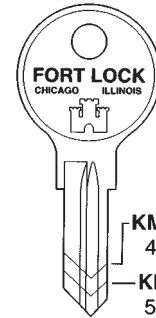
**23000 Series Key Blanks**



**KL54G**  
6 Disc  
23000 Series

**Part No Description**  
FRT K54G-----Key Blank 5 Disc  
FRT KL54G-----Key Blank 6 Disc  
FRT KS54G-----Key Blank 4 Disc

**23000 Series Key Blanks**

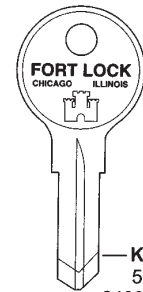


**KMS54G**  
4 Disc  
**KM54G**  
5 Disc  
23000 Series

**KML54G**  
6 Disc  
23000 Series  
Master Key

**Part No. Description**  
FRT KM54G-----Key Blank 5 Disc  
FRT KML54G-----Key Blank 6 Disc

**24000 Series Keyblank**



**KS00V**  
5 Disc  
24000 Series

**KOOV KSOOV**  
6 Disc 5 Disc  
24000 Series

**Part No. Description**  
FRT K00V-----Key Blank 6 Disc  
FRT KSO0V-----Key Blank 5 Disc

**29000 Series Keyblank**



**KS900**  
5 Disc  
29000 Series

**K775 KS775**  
6 Disc 5 Disc  
29000 Series

**Part No. Description**  
FRT K775-----Key Blank-6 Disc Tbl  
FRT KS775-----Key Blank 5-Disc Tbl  
FRT KS900-----Key Blank

## ELOCK

CompX eLock is a highly engineered electronic lock with a motor-driven latch. It's uncompromising lock control electronics include a non-volatile memory that stores 250 user/supervisor codes and audit trail. With optional LockView™ audit trail software, CompX eLock remembers 1500 access attempts. Programming is simple with numeric keypad or Windows™ based LockView™ software.

### eLock Numeric Keypad



- Provides authorization with a PIN code of variable length

**Part No.**  
FRT EL 2004-KP

### Prox Reader/Keypad Dual System



- Prox reader and numeric keypad for dual control

**Part No.**  
FRT EL 2004-PRKP

### LockView™ Software

Add, edit, view & delete user/supervisors & their credentials

- Add, edit & delete Fort eLocks
- Assign access right between users etc.
- Download, view, save print, archive & delete audit trails
- Set real time clock
- Time based access restrictions
- Create user groups
- Windows™ Based

**Part No.**  
FRT EL 2004-LV