

AUXILIARY LOCKS D400 SERIES

High Security Deadlocks 1" Bolt Projection

Grade 1



Double Cylinder Deadlock

Locked or unlocked by key from either side. Deadbolt automatically deadlocks when fully extended. The attaching bolts are from inside only and are covered by a permanent type cover (No. 014606-002). ANSI/BHMA E1141 and E0141.



Cylinder Deadlock with Turn

Locked or unlocked by key from outside and by turn on inside. Dead bolt automatically deadlocks when fully extended. ANSI/BHMA E1151 and E0151

Lock Features

- Door thickness: 1 1/2" to 1 3/4". Other thicknesses available, consult representative.
- Backsets: 2 3/4" standard. 2 3/8" also available
- Attachment: Locks are solidly attached to the door by 1/4" heat treated steel bolts. These bolts pass through a steel plate (D441) or the inner cylinder housing (D431) and thread directly into the back of the outer cylinder housing. A permanent type cap is inserted over each bolt (D431) thus making the bolts nearly impossible to remove.
- Handing: Non-handed. May be used on right hand or left hand doors swinging in or out.
- Cylinders: Furnished with solid brass plug and housing, drilled with 6-pin chambers, pinned in 5 unless otherwise specified. Also available with 7-pin cylinders. Available with 6 or 7-pin interchangeable cores. Furnished with two (2) nickel silver keys standard.
- Keyways: "G" keyway standard on standard cylinders. "A" keyway standard on I/C core cylinders. Also available with some optional keyways.
- Trim: Solid, bar stock brass housing. The housing is guarded by a tapered, free-turning, solid brass ring.

Note: Security collar diameter is 2". Not available with larger diameter collar. Auxiliary trimming No. 1676 is available in matching finishes for 2 1/8" count.


- Latches: Deadlocks are furnished with latches which have a full 1" projection dead bolt. Housed within the dead bolt is a free-turning, 1/4" thick, hardened steel saw resistant roller. Furnished standard with 2 3/4" backset. 2 3/4" backset has a 2 1/8" x 2 1/4" faceplate.
- Strikes: 2 3/4" x 1 1/8" lipless strike standard. ANSI 4 7/8" x 1 1/4" full lip strikes, a 2 3/4" x 2 1/8" T-strike or a security strike are available.
- Screws: Furnished with wood/machine screws for use on wood or metal doors or frames.

Part No.	Description
FAL D431	Double cyl. deadlock, US10B & US26D
FAL D441	Cylinder deadlock w/turn, US10B & US26D

AUXILIARY LOCKS D800 SERIES

High Security Deadlocks 1" Bolt Projection

Grade 2



Double Cylinder Deadlock

Locked or unlocked by key from either side. Deadbolt automatically deadlocks when fully extended. The attaching bolts are from inside only. ANSI/BHMA E2141 and E0142.



Cylinder Deadlock with Turn

Locked or unlocked by key from outside and by turn on inside. Dead bolt automatically deadlocks when fully extended. ANSI/BHMA E2151 and E0152

Lock Features

- Door thickness: 15/8" to 17/8". For thicker doors consult representative
- Backsets: 23/4" standard. 23/8" also available (Part No.'s A74420 000 for D841 and A84420 000 for D831)
- Attachment: Locks are solidly attached to the door by 1/4" heat-treated steel bolts. These bolts pass through a steel plate (D841) or the inner cylinder housing (D831). The D831 is provided with (2) regular 1/4" bolts and a tamper proof, one-way bolt as standard.
- Handing: Non-handed. May be used in right hand or left hand doors swinging in or out.
- Cylinders: Furnished with solid brass plug and housing, drilled with 6-pin chambers, pinned in 5 unless otherwise specified. Available with 6 or 7-pin interchangeable cores. Furnished with two (2) nickel silver keys standard.
- Keyways: "G" keyway standard on standard cylinders. "A" keyway standard on I/C core cylinders. also available with some optional keyways.
- Trim: The outer trim (on D831 both trims) is pressure cast material with a crimped on cover to allow for a variety of finishes. (The inner and outer trims are 2 1/2" in diameter).
- Latches: Deadlocks are furnished with latches which have a full 1" projection deadbolt. Housed within the dead bolt is a free-turning, 1/4" thick, hardened steel, saw resistant roller. Furnished standard with 23/4" backset. 23/4" backset has a 1 x 2 1/4" face-plate.
- Strikes: 23/4" x 1 1/8" lipless strike standard. ANSI 47/8" x 1 1/4" full lip strikes, a 23/4" x 1 1/8" T-strike or a security strike are available.
- Screws: Furnished with wood/machine screws for use on wood or metal doors or frames.

Part No.	Description
FAL D831 -----	Double cyl. deadlock, US10B & US26D
FAL D841 -----	Cylinder deadlock w/turn, US10B & US26D

AUXILIARY LOCKS D800 SERIES

Indicator Dead Bolt



Outside

A dead bolt lock used in conjunction with a regular hotel or motel guest room lock. When locked from inside the room a dead bolt locks the door, and, in addition, a visual OCCUPIED*

sign appears in the face of the lock on the outside of the door. The indicator dead bolt lock provides privacy for the guest. The dead bolt can only be operated by the guest when he is in the room and must be withdrawn by the guest when leaving the room.

*When bolt is retracted, message reads VACANT



Inside

With special 2" Handicap Lever



Part No.	Description
FAL D871K	Indicator Deadbolt and 2" Lever

S SERIES

Knob and Rose Knob



Elite-Gala

Knobs and roses are wrought brass or bronze installed over steel reinforcing plates. Knobs are secured by a spring-loaded retainer. Retainer cannot be depressed when locks have been locked.

Lock Features

- Door thickness: 13/8" to 17/8" doors. Locks for the thicker door to 21/4" also available.
- Backset: 23/4", 23/8" also available.
- Mechanism: Parts constructed of brass or cold formed steel, zinc plated and dichromated for rust resistance. Springs are stainless steel.
- Attachment: Locks secured to door by threaded collars. Inner collar tightened by special wrench furnished with each lock. Outer rose contains locking plate to prevent unauthorized removal.
- Handing: Specify hand of door when ordering. Field reversible.

Cylinders: Drilled with 6pin chambers, pinned in 5. Pinning in 6 chambers available when specified, at no cost. Cylinder assemblies removable to rekey or change hand of lock. Also available with 6 or 7-pin interchangeable core cylinders – Elite and Troy designs. Cylinder housing and plugs machined from solid brass. Springs phosphor bronze. Two nickel silver keys furnished standard.

Keyways: "G" keyway standard on standard cylinders. "A" keyway standard on interchangeable core cylinders. Also available with some optional keyways.

Trim: Roses are heavy wrought brass or bronze, installed over wrought steel reinforcing plates. Knobs are brass or bronze secured by steel knob retainer which cannot be depressed when lock has been locked. See individual designs shown for details.

Latches: 1/2" projection, UL Listed. Latches have self-adjusting fronts to accommodate beveled or flat doors. 23/8" backset with 21/4" x 21/8" latchfaces.

Strikes: 23/4" x 21/8" T-strike with curved lip to meet ANSI A115.2 door frame preparation standard.

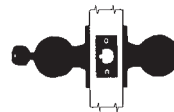
Screws: Furnished with combination wood/machine screws for use in wood or metal doors and frames.

ANSI/BHMA: Meets ANSI/BHMA A156.2, Series 4000, Grade 2

UL: 3 hour A label.

S Series • Functions

Keyed Locks



Entry / Office Lock

Part No.: S511

Turn/push button locking. Pushing and turning button locks outside knob requiring use of key until button is manually unlocked. Push button locking. Pushing button locks outside knob until unlocked by key or by turning inside knob. Inside knob always free. IC core available. ANSI F82-2.

Part No.	Description
FAL S511	Elite-Gala Knob and Rose, US26D

T SERIES

Dane Lever



Standard Cyl

PFIC

Lever are solid pressure cast zinc, finished to match mating parts. Roses are wrought brass or bronze installed over steel through-bolted rose inserts. Pressure Release™ levers are standard. Levers are secured by a spring-loaded retainer. Retainer cannot be depressed when locks have been locked.

Lock Features

Door thickness: 1³/₄" to 2¹/₈" standard. Thin door adapter kit (A30775-000-00) available for door thinner than 1³/₄", please specify door thickness

Backset: 2³/₄" standard. 2³/₈" also available.

Mechanism: Parts constructed of brass or cold formed steel, zinc plated and dichromated for rust resistance. Springs are stainless steel.

Attachment: Lock chassis secured to door by threaded mounting nuts. Completely preassembled outer trim and 2 inner spindle assembly are through-bolted over chassis using (2) 10-32 screws. Adding rose and lever to inner spindle assembly completes installation.

Handing: Locks are non-handed.

Cylinders: Drilled with 6-pin chambers, pinned in 5. Pinning in 6 chambers available when specified, at no cost. 7-pin cylinders also available. Cylinder assemblies removable to rekey. Also available with 6 or 7-pin interchangeable core cylinders. Cylinder housing and plugs machined from solid brass. Springs are phosphor bronze. Two nickel silver keys furnished standard.

Keyways: "G" keyway standard on standard cylinders. "A" keyways standard on I/C core cylinders.

Trim: Roses are heavy wrought brass or bronze, installed over pressure cast rose inserts which are through-bolted through door. Levers are pressure cast (solid levers-no inserts) material finished to match mating parts. See individual designs shown.

Latches: 9/16" bolt projection, UL listed with latch face-plates 2¹/₄" x 2¹/₈" with square corners standard. 3/4" projection, UL listed latch with 2³/₄" backset also available. Adjustable front standard.

Strikes: 4⁷/₈" x 1¹/₄" ANSI strike with curved lip to meet ANSI A115.2 door frame preparation standard.

Screws: Furnished with combination screws for use in wood or metal doors and frames.

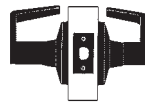
Electrified

Functions: Available in 24VDC .185 AMP.

ANSI/BHMA: Meets ANSI/BHMA A156.2, Series 4000, Grade 1.
UL: 3 hours A label.

T Series • Functions

Locksets



Passage/Closet Latchset

Part No.: T101

Latch bolt by levers at all times. ANSI F75-1



Privacy Lock

Part No.: T301

Latch bolt by levers. Outside lever locked by push button in inside lever. Rotating inside lever or closing door releases push button. Emergency release in outside lever unlocks. ANSI F76-1



Entry Lock

Part No.: T501

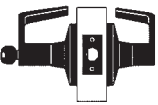
Push button locking. Button on inside locks outside lever until unlocked by key or by rotating inside lever. Inside lever always free. Deadlocking latch bolt. IC core available. ANSI F82-1



Entry/Office Lock

Part No.: T511

Turn/push button locking Pushing and turning button locks outside lever requiring use of key until button is manually unlocked. Push button locking. Pushing button locks outside lever until unlocked by key or by rotating inside lever. Inside lever always free. Deadlocking latch bolt. IC core available. ANSI F109-1



Classroom Lock

Part No.: T561

Deadlocking latch bolt by levers. Outside lever is locked by key in outside lever. Inside lever is always free. IC core available. ANSI F84-1.



Storeroom Lock

Part No.: T581

Deadlocking latch bolt by lever inside or key outside. outside lever is inoperable. Inside lever always free. IC core available. ANSI F86-1.

Part No.'s

FAL T101D	FAL T511 D
FAL T301D	FAL T561 D
FAL T501D	FAL T581 D

Parts for T Series Locks

Part No.	Description
FAL 03 1459 000 30-----	Lever Return Spring
FAL 030739 000 30 -----	6 Pin I/C Driver
FAL 030739 001 30 -----	7 Pin I/C Driver
FAL A23161 05-----	6 Pin Cylinder for T and X Series *
FAL A23171 05-----	7 Pin cylinder for T and X Series *

* Specify Keyway and Finish

X SERIES

Knobs and Roses*



Troy-Gala



Elite-Gala

Knobs and roses are wrought brass, bronze or stainless steel (Troy) installed over steel or nonferrous reinforcing plates. Knobs are secured by spring-loaded retainer. Retainer cannot be depressed when locks have been locked.

* Factory Order Only

X Series • Functions

Locksets



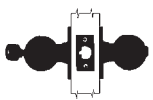
Passage/Closet Latchset

Part No.: X101
Latch bolt by knobs at all times. ANSI F75-1



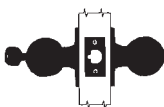
Privacy Lock

Part No.: X301
Latch bolt by knobs. Outside knob locked by push button in inside knob. Rotating inside knob or closing door releases push button. Emergency release in outside knob. Emergency release Tool 001423-001-30. ANSI F76-1



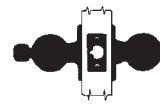
Entry Lock

Part No.: X501
Push button locking. Button on inside locks outside knob until unlocked by key or by rotating inside knob. IC core available. ANSI F82-1.



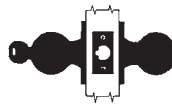
Entry/Office Lock

Part No.: X511
turn/push button locking. Pushing and turning button locks outside knob requiring use of key until button is manually unlocked. Push button locking. Pushing button locks outside knob until 1 unlocked by key or by turning inside knob. IC core available. ANSI F109-1



Classroom Lock

Part No.: X561
Deadlocking latch bolt by knobs. Outside knob is locked by key in outside knob. Inside knob is always free. IC core available. ANSI F84-1.

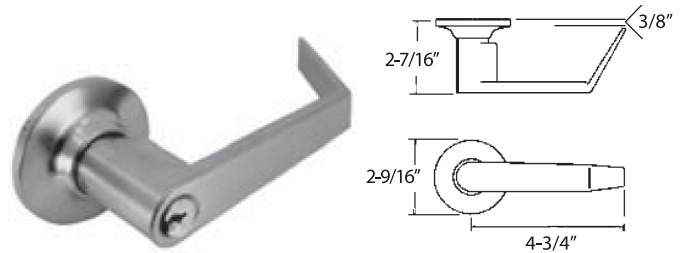


Storeroom Lock

Part No.: X581
Deadlocking latch bolt by inside knob or key outside. Outside knob rigid. IC core available. ANSI F86-1.

Y SERIES

Dane Lever



Levers are pressure cast zinc, finished to match mating parts. Roses are wrought brass or bronze installed over steel reinforcing plates. Levers are secured by a spring-loaded retainer. Retainer cannot be depressed when locked.

Lock Features

- Door thickness: 1³/₈" to 1³/₄" standard
- Backsets: Universal 2³/₈" to 2³/₄" UL Listed label latch is standard.
- Mechanism: Cold rolled steel, zinc plated and chromate coated for rust resistance.
- Attachment: Outside lever, rose and chassis one single assembly. Inner mechanism secured to outer mechanism with two through-bolt screws through a steel mounting plate. Snap-on inner rose conceals screws heads. Lever mounts over lever retainer.
- Handing: Non-handed. May be used in right had or left hand doors swinging in or out.
- Cylinders: Schlage "C" keyway
- Trim: Lever handle
- Latches: 1/2" bolt projection. UL standard. Furnished standard with a universal 2³/₈"-2³/₄" backset with a 1¹/₈" x 2¹/₄" faceplate.
- Strikes: 2³/₄" x 1¹/₈" T-strike standard.
- Screws: Furnished with combination wood/machine screws for use on wood or metal doors or frames.
- ANSI/BHMA: Meets ANSI/BHMA A156.2, Series 4000, Grade 2.
- UL: 1¹/₂" hour B label doors.

Y Series • Functions

Locksets



Passage/Closet Latchset

Part No.: Y101

Latch bolt by levers at all times. ANSI F75-2



Privacy Lock

Part No.: Y301

Latch bolt by lever from either side except when locked by turn button inside. Emergency release opening in outside lever. Manually returning the turn button to the unlocked position releases inside and outside. ANSI F76-2



Entry/Office Lock

Part No.: Y521

Deadlocking latch bolt operated by lever except when outside lever is locked by turn button inside. Inside lever always free. When outside lever is locked, latch bolt is operated by key in outside lever or by rotating inside lever. Turn button must be manually returned to the unlocked position to release outside lever. Lock may be locked or unlocked by key in cylinder outside. ANSI F84-2



Storeroom Lock

Part No.: Y581

Deadlocking latch bolt operated by inside lever at all times. Rotating key in outside lever temporarily unlocks mechanism allowing lever to retract latch bolt. When key is removed, outer lever becomes rigid. ANSI F86-2

Part No.'s

FAL Y101 D 605 & 626

FAL Y301 D 605 & 626

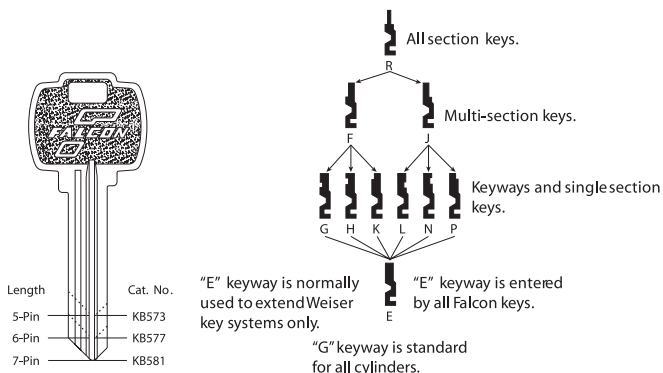
FAL Y521 D 605 & 626

FAL Y581 D 605 & 626

KEY BLANKS

Standard Cylinder Key Blanks

Falcon Multiplex Key Family

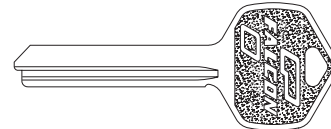


Part No.	Description
FAL KB573	5-pin standard
FAL KB577	6-pin standard
FAL KB581	7-pin standard

Interchangeable Core Key Blanks

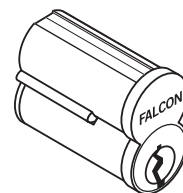


The "A" keyway is standard for I/C products and will be supplied unless otherwise specified. Falcon keyways shown here are equivalent to Best and Arrow/ I/C keyways of the same names.



Part No.	Description
FAL KB628	Standard

INTERCHANGEABLE CORE



Standard cores use a single spring cover to seal pin chambers

Description: Uncombined cores are supplied without pins, springs or keys. May be keyed into A2, A3 and A4 Systems in the field. Combined cores are keyed and ready to install. They are furnished with two change keys each. A2 System standard, A4 special.

Finishes: 606 and 626

Logo: Standard: Cores and keys are supplied with the falcon logo

IC Core: Available with Falcon style spring cover (shown).




Regular Core (suffix keyway to number)	Uncombined		Combined	
	6-Pin	7-Pin	6-Pin	7-Pin
Standard	C646	C647	C606	C607

Specify core number, keyway and finish when ordering.

MORTISE CYLINDERS AND HOUSINGS

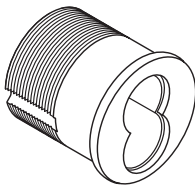
900 Series Mortise Cylinder



Cylinders are furnished with No.4 straight cam and 250 Series with No. 1 cloverleaf cam unless otherwise specified. 626 finish.

Part No.	Length	Pins
FAL 986	1 1/4"	5 or 6

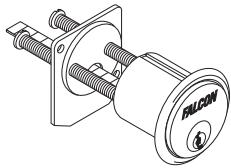
Mortise Cylinder Housings for Interchangeable Core



Part No.	Length	Pins
FAL C987	1 3/8"	6 or 7

Specify finishes: 605, 613 or 626

Rim Cylinder

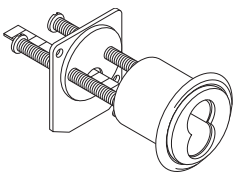


Horizontal tailpiece standard. May be changed to vertical orientation in the field. Furnished with collar, back plate and 12-24 break off screws. 626 finish.

Part No.
FAL 951*

*Specify 6 or 7-pin

Rim Cylinder Housing



Horizontal tailpiece standard. May be changed to vertical orientation in the field. Furnished with collar, back plate and 12-24 break-off screws.

Part No.	Pins
FAL C953*	6 or 7-pin

*Specify finishes: 612 or 626

CAMS



For Falcon M Series, deadbolt functions

Part No	For Cylinder	Qty
FAL A12667 007 00	Falcon I/C	10/pkg



For Falcon K900 Series, M Series. non-deadbolt functions. Most old black cast iron locks. C/R ML2255 and ML2242 inside.

A09897	A12667
--------	--------

Part No	For Cylinder	Qty
FAL A09897 000 00	Conventional	10/pkg
FAL A12667 003 00	I/C	10/pkg



For Schlage L Series

A09888	A12667
--------	--------

Part No	For Cylinder	Qty
FAL A09888 000 00	Conventional	10/pkg
FAL A12667 008 00	I/C	10/pkg



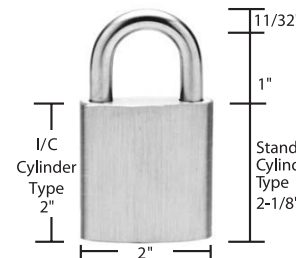
For Adams Rite MS, 4500 and 4700 Series

A09899	A12667
--------	--------

Part No	For Cylinder	Qty
FAL A09899 000 00	Conventional	10/pkg
FAL A12667 001 00	I/C	10/pkg

PADLOCKS

Deadlocking Type Padlock



A pin tumbler padlock manufactured from solid bar stock brass, with chrome-plated, case-hardened steel shackle. The entire cylinder assembly is removable for easier rekeying or quick cylinder change.

Cylinders: Furnished with solid brass plug and housing, drilled with 6-pin chambers, pinned in 5 unless otherwise specified. Also available with 7-pin cylinder. Available with 6 or 7-pin interchangeable cores. Furnished with two (2) nickel silver keys standard.

Keyways: "G" keyway standard on standard cylinders.

Note: Key is removable in locked position. Padlocks with longer shackles (2" or 6") available when specified. 1" shackle is standard.

Part No.	Description
FAL 955	Standard cylinder
FAL C955 PFIC	I/C Core cylinder, less core

KITS

Interchangeable Core A-2 Keying Kit



A complete keying kit with a pinning block set for NT Falcon Lock interchangeable cores consists of keying instructions, all pins, wafers, springs, spring covers, key gauge, pinning block, tapping plate and tamping/ejector tool.

Part No.
FAL 1404

Refills for 1404 Keying Kit

Packed 100 per bag

Part No.	Description	Sizes
FAL 12635	Master Pins	2 – 19
FAL 12636	Bottoms Pins	0 – 9
FAL 12637	Tumbler Springs	
FAL A125638 000 00	I/C Caps	
FAL A12639 1	6 Pin Spring Cover	
FAL A12639 2	7 Pin Spring Cover	