

**PROFESSIONAL SERIES PADLOCKS**

*Applications*

- Commercial Buildings
- Industrial Plants
- Public Works Facilities and Utilities
- Garage and Storage Buildings

American Lock Company's Professional series offers the highest protection that case hardened steel can provide. Combined with boron alloy steel shackles, triple plating, 5 pin solid brass cylinders, double ball locking mechanisms, and other high security features, these padlocks offer unequalled strength and protection. Padlocks with 6 pin cylinders available on F/O.

**Series 700**



- 2 1/2" wide by 1 1/8" thick body
- 7/16" diameter shackle
- Corrosion resistant plating
- Rekeyable

Part No.	Shackle Length	Keyed	Pinning	Packed
AMR A700D	1 1/16"	KD	5-pin	carded
AMR A700KA	1 1/16"	KA	5-pin	boxed
AMR A701D	2"	KD	5-pin	carded
AMR A701KA	2"	KA	5-pin	boxed

**Series 5100**



- 1 1/2" wide by 3/4" thick body
- 1/4" shackle
- Rekeyable

Part No.	Shackle Length	Keyed	Pinning	Packed
AMR A5100D	1"	KD	5-pin	carded
AMR A5100 1-Bitted	1"	1-bitted	5-pin	boxed
AMR A5100KA	1"	KA	5-pin	boxed
AMR A5101	1 1/2"	KD	5-pin	boxed
AMR A5101 1-Bitted	1 1/2"	1-bitted	5-pin	boxed
AMR A5101KA	1 1/2"	KA	5-pin	boxed
AMR A5102	3"	KD	5-pin	boxed
AMR A5102KA	3"	KA	5-pin	boxed

**Series 5200**



- 1 3/4" wide by 3/4" thick body
- 5/16" diameter shackle
- Rekeyable

Part No.	Shackle Length	Keyed	Pinning	Packed
AMR A5200D	1 1/8"	KD	5-pin	carded
AMR A5200 1-Bitted	1 1/8"	1-bitted	5-pin	boxed
AMR A5200KA	1 1/8"	KA	5-pin	boxed
AMR A5201D	2"	KD	5-pin	carded
AMR A5201 1-Bitted	2"	1-bitted	5-pin	boxed
AMR A5201KA	2"	KA	5-pin	boxed
AMR A5202	3"	KD	5-pin	boxed
AMR A5202KA	3"	KA	5-pin	boxed


**Series 5260**



- 2" wide by 3/4" thick body
- 3/8" shackle
- Rekeyable

Part No.	Shackle Length	Keyed	Pinning	Packed
AMR A5260D	1 1/8"	KD	5-pin	carded
AMR A5260 1-Bitted	1 1/8"	1-bitted	5-pin	boxed
AMR A5260KA	1 1/8"	KA	5-pin	boxed
AMR A5261	2"	KD	5-pin	boxed
AMR A5261 1-Bitted	2"	1-bitted	5-pin	boxed
AMR A5261KA	2"	KA	5-pin	boxed
AMR A5262	3"	KD	5-pin	boxed
AMR A5262KA	3"	KA	5-pin	boxed

**Series 2000**



- 27/8" diameter width x 1 1/2" thick body
- 1 3/32" diameter locking bolt
- Rekeyable

Unique, one-piece solid body design with locking bolt. Triple plated, chrome body with 6 pin tumbler cylinder for maximum security.

Part No.	Keyed
AMR A2000D	Keyed differently
AMR A2000 KA	Keyed alike

Machined from solid bars of steel for maximum strength. Case-hardened solid steel construction, for protection against drilling and sawing. Triple plated for superior rust resistance.

Part No.	Keyed
AMR A2010	Keyed differently
AMR A2010KA	Keyed alike

Same specifications as the 2010 only with the keyway on the face of the lock for added convenience. The A2500 features a free spinning insert that protects the face of the cylinder from drilling.

Part No.	Keyed
AMR A2500	Keyed differently
AMR A2500KA	Keyed alike

**SHROUDED PADLOCKS**

Shrouded one-piece, satin chrome triple plated, hardened solid steel body with hardened solid steel cover plate. Case hardened, chrome-plated, boron alloy steel shackles. Stainless steel double ball locking mechanism. Cylinders are rekeyable, interchangeable and easy to service. All models available boxed unless otherwise noted.

**Series 748**



- 2 1/2" wide x 1" thick body
- 7/16" diameter shackle
- 6 pin pinning
- Rekeyable

Part No.	Shackle Length	Keyed	Packed
AMR A748	1"	KD	boxed
AMR A748KA	1"	KA	boxed

**Series 5300**



- 1 1/8" shackle length
- 5 pin pinning
- Rekeyable

Part No.	Body		Shackle Dia.	Keyed	Packed
	W	T*			
AMR A5300D	1 3/4"	3/4"	5/16"	KD	carded
AMR A5300KA	1 3/4"	3/4"	5/16"	KA	boxed
AMR A5360	2"	3/4"	3/8"	KD	boxed
AMR A5360KA	2"	3/4"	3/8"	KA	boxed

\*Thickness

**Series H10**



- 2" wide by 1" thick body
- 7/16" diameter shackle
- Corrosion-resistant, plated, solid steel body
- Case hardened, boron alloy, corrosion-resistant plated shackle
- 10-blade tumbler cylinder
- Rekeyable

Part No.	Shackle Length	Keyed	Packed
AMR AH10D	1 1/16"	KD	carded
AMR AH10KA	1 1/16"	KA	boxed
AMR AH11*	2"	KD	boxed
AMR AH11KA*	2"	KA	boxed

\*F/O

**TUBULAR CYLINDER PADLOCKS**

American Lock Series 7000 tubular padlocks provide superior security, with an easy-to-service design. Its hardened steel cover plate protects the 7 pin cylinder, available in three body widths and three shackle lengths.

**Series 7200**



- 1 3/4" wide by 7/8" thick body
- 5/16" shackle
- 7 pin tubular pinning
- Rekeyable

Part No.	Shackle Length	Keyed	Packed
AMR A7200	1 1/8"	KD	carded
AMR A7200KA	1 1/8"	KA	boxed
AMR A7201*	2"	KD	boxed
AMR A7201KA*	2"	KA	boxed
AMR A7202*	3"	KD	boxed
AMR A7202KA*	3"	KA	boxed

\*F/O

**Series 7260**



- 2" wide by 7/8" thick body
- 3/8" shackle
- 7 pin tubular pinning
- Rekeyable

Part No.	Shackle Length	Keyed	Packed
AMR A7260D	1 1/8"	KD	carded
AMR A7260KA	1 1/8"	KA	boxed
AMR A7261	2"	KD	boxed
AMR A7261KA	2"	KA	boxed
AMR A7262*	3"	KD	boxed
AMR A7262*	3"	KA	boxed

\*F/O

**Series 7300**



- 2 1/4" wide by 7/8" thick body
- 7/16" diameter shackle
- 7 pin tubular pinning
- Keyable

Part No.	Shackle Length	Keyed	Packed
AMR A7300	1 1/8"	KD	boxed
AMR A7300KA	1 1/8"	KA	boxed
AMR A7301	2"	KD	boxed
AMR A7301KA	2"	KA	boxed

**WEATHERBUILT® SERIES**

*Applications:*

- Boat & Marine Equipment
- Sheds
- Gates

Weatherbuilt® solid brass padlocks offer ideal protection in harsh environments and corrosive atmospheres. And when maximum outdoor security, durability and reliability are essential, choose Weatherbuilt Plus® padlocks. The protective Shell Kraton® covers keep dirt and moisture out to ensure trouble-free operation in any weather. Most Weatherbuilt models have a solid brass body with a solid steel cylinder cover plate. Corrosion-resistant, plated steel shackle and steel double ball locking mechanism. 5 pin cylinder. All padlocks available boxed.

**Series L50**



- 1 3/4" wide by 3/4" thick body
- 5/16" diameter shackle
- 10 blade tumbler cylinder
- Solid Brass
- Rekeyable

Part No.	Shackle Length	Keyed
AMR AL50	1 1/8"	KD
AMR AL50KA	1 1/8"	KA
AMR AL51*	2"	KD
AMR AL51KA*	2"	KA
AMR AL52*	3"	KD
AMR AL52KA*	3"	KA

\* F/O

**Series 5530**



- 1 1/2" wide by 3/4" thick body
- 1/4" diameter shackle
- Solid Brass
- Rekeyable
- Available on F/O

Part No.	Shackle L	Keyed
AMR A5530	1"	KD
AMR A5530KA	1"	KA
AMR A5531	1 1/2"	KD
AMR A5531KA	1 1/2"	KA
AMR A5532	3"	KD
AMR A5532KA	3"	KA

All F/O

**Series 5560**



- 1 3/4" wide by 3/4" thick body
- 5/16" diameter shackle
- Solid Brass
- Rekeyable

Part No.	Shackle L	Keying
AMR A5560	1 1/8"	KD
AMR A5560KA*	1 1/8"	KA
AMR A5561	2"	KD
AMR A5561KA*	2"	KA
AMR A5562	3"	KD
AMR A5562KA*	3"	KA

\* F/O

**Series 5570**



- 2" wide by 3/4" thick body
- 3/8" diameter shackle
- Solid Brass
- Rekeyable

Part No.	Shackle L	Keying
AMR A5570	1 1/8"	KD
AMR A5570KA*	1 1/8"	KA
AMR A5571*	2"	KD
AMR A5571KA*	2"	KA
AMR A5572*	3"	KD
AMR A5572KA*	3"	KA

\* F/O

**MULTI-CYLINDER SYSTEM**

American Lock's complete line of Multi-Cylinder padlock bodies in solid, hardened steel or brass provide the strength needed to upgrade existing padlocks or to work hand-in-hand with proven door hardware cylinders.

The following padlocks feature:

- Chrome plated, case hardened, boron alloy steel shackles with a satin chrome finish.

**Series 3000 Multi-Cylinder**



Accepts Schlage, Medeco, Ilco/Lori or ASSA Series A 6 pin key in the knob cylinders with optional adapters. Sold less cylinder.

*Solid brass padlock body:*

Part No.	Body			Shackle Length
	Width	Thick.	Dia.	
AMR A3600	1 3/4"	3/4"	5/16"	1 1/8"
AMR A3601	1 3/4"	3/4"	5/16"	2"
AMR A3602	1 3/4"	3/4"	5/16"	3"
AMR A3700	2"	3/4"	3/8"	1 1/8"
AMR A3701	2"	3/4"	3/8"	2"
AMR A3702	2"	3/4"	3/8"	3"

*Solid steel padlock body—satin chrome plated:*

Part No.	Body			Shackle Length
	Width	Thick.	Dia.	
AMR A3800	2 1/4"	3/4"	7/16"	1 1/8"
AMR A3801	2 1/4"	3/4"	7/16"	2"

*Cylinder Drivers :*

For AMR 3600 through AMR 3801.

Part No.	Description
AMR ADRLOR39	Fits Ilco/Lori 1539 Cylinders
AMR ADRMED6	Fits Medeco Clinders
AMR ADRSCH6	Fits Schlage, ASSA, Ilco 15995 and GMS Cylinders

**Series 3000 I/C Core**



Accepts Best, Arrow, Falcon, Eagle, and Lockwood IC core cylinder (cylinder not included). Will accept 5, 6, or 7 pin cylinders. Triple plated, hardened steel padlock body with satin chrome finishes.

Part No.	Body			Shackle Length
	Width	Thick.	Dia.	
AMR A3200	1 3/4"	3/4"	5/16"	1 1/8"
AMR A3201	1 3/4"	3/4"	5/16"	2"
AMR A3202	1 3/4"	3/4"	5/16"	3"
AMR A3260	2"	3/4"	3/8"	1 1/8"
AMR A3261	2"	3/4"	3/8"	2"
AMR A3262	2"	3/4"	3/8"	3"

*Solid brass padlock body:*

Part No.	Body			Shackle Length
	Width	Thick.	Dia.	
AMR A3570	2"	3/4"	3/8"	1 1/8"
AMR A3571*	2"	3/4"	3/8"	2"
AMR A3572*	2"	3/4"	3/8"	3"

\*F/O

**SAFETY LOCK-OUT SERIES**

American Lock's Safety Lock-Out System is the perfect choice for the industrial environment. Color-coded aluminum padlocks help you comply with OSHA regulations. Anodized finish for extra durability. The lightweight, corrosion and spark resistant padlock bodies have case hardened, triple plated, chrome shackles and cover plates, and double ball locking mechanisms. Rekeyable. Restricted keyways and key retention available upon request. All models sold boxed only.

Dot matrix stamping available on F/O.

**Series 1105**



- 1 1/2" wide by 3/4" thick body
- 1/4" diameter shackle

Part No.	Shackle			Color
	Length	Keyed	Pinning	
AMR A1105B	1"	KD	5-pin	blue
AMR A1105B KA	1"	KA	5-pin	blue
AMR A1105D	1"	KD	5-pin	dura.†
AMR A1105D KA	1"	KA	5-pin	dura.†
AMR A1105E	1"	KD	5-pin	green
AMR A1105E KA	1"	KA	5-pin	green
AMR A1105G	1"	KD	5-pin	gold
AMR A1105G KA	1"	KA	5-pin	gold
AMR A1105K	1"	KD	5-pin	black
AMR A1105K KA	1"	KA	5-pin	black
AMR A1105N	1"	KD	5-pin	orange*
AMR A1105N KA	1"	KA	5-pin	orange*
AMR A1105R	1"	KD	5-pin	red
AMR A1105R KA	1"	KA	5-pin	red
AMR A1105U	1"	KD	5-pin	purple*
AMR A1105U KA	1"	KA	5-pin	purple*
AMR A1106B	1 1/2"	KD	5-pin	blue
AMR A1106B KA	1 1/2"	KA	5-pin	blue
AMR A1106D	1 1/2"	KD	5-pin	dura.†*
AMR A1106D KA	1 1/2"	KA	5-pin	dura.†*
AMR A1106E	1 1/2"	KD	5-pin	green*
AMR A1106E KA	1 1/2"	KA	5-pin	green*
AMR A1106G	1 1/2"	KD	5-pin	gold*
AMR A1106G KA	1 1/2"	KA	5-pin	gold*
AMR A1106K	1 1/2"	KD	5-pin	black*
AMR A1106K KA	1 1/2"	KA	5-pin	black*
AMR A1106N	1 1/2"	KD	5-pin	orange*
AMR A1106N KA	1 1/2"	KA	5-pin	orange*
AMR A1106R	1 1/2"	KD	5-pin	red
AMR A1106R KA	1 1/2"	KA	5-pin	red
AMR A1106U	1 1/2"	KD	5-pin	purple*
AMR A1106U KA	1 1/2"	KA	5-pin	purple*
AMR A1107B	3"	KD	5-pin	blue
AMR A1107B KA	3"	KA	5-pin	blue
AMR A1107D	3"	KD	5-pin	dura.†*
AMR A1107D KA	3"	KA	5-pin	dura.†*
AMR A1107E	3"	KD	5-pin	green
AMR A1107E KA	3"	KA	5-pin	green
AMR A1107G	3"	KD	5-pin	gold*
AMR A1107G KA	3"	KA	5-pin	gold*
AMR A1107K	3"	KD	5-pin	black*
AMR A1107K KA	3"	KA	5-pin	black*
AMR A1107N	3"	KD	5-pin	orange*
AMR A1107N KA	3"	KA	5-pin	orange*
AMR A1107R	3"	KD	5-pin	red
AMR A1107R KA	3"	KA	5-pin	red
AMR A1107U	3"	KD	5-pin	purple*
AMR A1107U KA	3"	KA	5-pin	purple*

†Duranodic \*F/O

**SAFETY LOCK-OUT SERIES**

**Series 1205**



- 1 3/4" wide by 3/4" thick body
- 5/16" diameter shackle

Part No.	Shackle		Pinning	Color
	Length	Keyed		
AMR A1205B	1 1/8"	KD	5-pin	blue
AMR A1205B KA	1 1/8"	KA	5-pin	blue
AMR A1205D	1 1/8"	KD	5-pin	dura.†
AMR A1205D KA	1 1/8"	KA	5-pin	dura.†
AMR A1205G	1 1/8"	KD	5-pin	gold*
AMR A1205G KA	1 1/8"	KA	5-pin	gold*
AMR A1205R	1 1/8"	KD	5-pin	red*
AMR A1205R KA	1 1/8"	KA	5-pin	red*
AMR A1206B	2"	KD	5-pin	blue
AMR A1206B KA	2"	KA	5-pin	blue
AMR A1206D	2"	KD	5-pin	dura.†*
AMR A1206D KA	2"	KA	5-pin	dura.†*
AMR A1206G	2"	KD	5-pin	gold*
AMR A1206G KA	2"	KA	5-pin	gold*
AMR A1206R	2"	KD	5-pin	red*
AMR A1206R KA	2"	KA	5-pin	red*
AMR A1207B	3"	KD	5-pin	blue
AMR A1207B KA	3"	KA	5-pin	blue
AMR A1207D	3"	KD	5-pin	dura.†*
AMR A1207D KA	3"	KA	5-pin	dura.†*
AMR A1207G	3"	KD	5-pin	gold*
AMR A1207G KA	3"	KA	5-pin	gold*
AMR A1207R	3"	KD	5-pin	red*
AMR A1207R KA	3"	KA	5-pin	red*

† Duranodic \* F/O

**Series 1305**

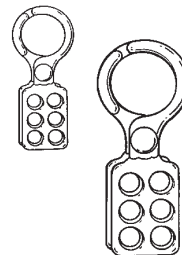


- 2" wide by 3/4" thick body
- 3/8" diameter shackle

Part No.	Shackle Length	Keyed	Pinning	Color
AMR A1305B	1 1/8"	KD	5-pin	blue*
AMR A1305B KA	1 1/8"	KA	5-pin	blue*
AMR A1305D	1 1/8"	KD	5-pin	dura.†
AMR A1305D KA	1 1/8"	KA	5-pin	dura.†
AMR A1305G	1 1/8"	KD	5-pin	gold
AMR A1305G KA	1 1/8"	KA	5-pin	gold
AMR A1306B	2"	KD	5-pin	blue†*
AMR A1306B KA	2"	KA	5-pin	blue*
AMR A1306D	2"	KD	5-pin	dura.†
AMR A1306D KA	2"	KA	5-pin	dura.†
AMR A1306G	2"	KD	5-pin	gold
AMR A1306G KA	2"	KA	5-pin	gold
AMR A1307B	3"	KD	5-pin	blue*
AMR A1307B KA	3"	KA	5-pin	blue*
AMR A1307D	3"	KD	5-pin	dura.†*
AMR A1307D KA	3"	KA	5-pin	dura.†*
AMR A1307G	3"	KD	5-pin	gold*
AMR A1307G KA	3"	KA	5-pin	gold*

† Duranodic \* F/O

**Lock-Out Hasps**



Lock-out hasps protect against the accidental release of energy. The design prevents engagement of circuit breaker box levers and disconnect switches. The red poly resin coating of the aluminum hasp provides greater visibility. 6 padlocks of 3/8" maximum shackle diameter.

Part No.	Interior Material	Padlock Dia.
AMR AL080 F/O	Aluminum	1"
AMR AL0802 F/O	Aluminum	1 1/2"

**KEY ADVANTAGE PROGRAM**



Get one-key convenience with American Lock's Key Advantage Program. Our 1 3/4" wide and 2" wide solid brass padlocks can be keyed to match the four most popular keyways — Kwikset (K), Schlage (S), Arrow (A), or Yale (Y). (Specify suffix when ordering). Models have boron alloy steel, case hardened, triple plated, chrome steel shackles and include "0" bitting cylinders. All styles available in boxes.

Part No.	Keyway	Shackle	
		Body Width	Length
AMR A3600K	KWIKSET	1 3/4"	1 1/8"
AMR A3601K*	KWIKSET	1 3/4"	2"
AMR A3602K*	KWIKSET	1 3/4"	3"
AMR A3700K*	KWIKSET	2"	1 1/8"
AMR A3701K*	KWIKSET	2"	2"
AMR A3702K*	KWIKSET	2"	3"
AMR A3600S	SCHLAGE C	1 3/4"	1 1/8"
AMR A3601S*	SCHLAGE C	1 3/4"	2"
AMR A3602S*	SCHLAGE C	1 3/4"	3"
AMR A3700S*	SCHLAGE C	2"	1 1/8"
AMR A3701S*	SCHLAGE C	2"	2"
AMR A3702S*	SCHLAGE C	2"	3"

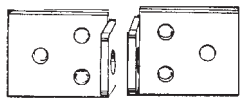
\*F/O

**HASP SERIES**

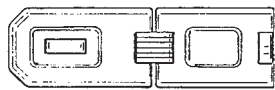
American Lock heavy duty hasps offer the features you need to complement the strength of American Lock padlocks. These hasps are a superior choice for garages, sheds, storage buildings and vending machines. All hardware for mounting hasps to wood is included.

*Applications*

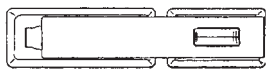
- Sheds
- Utility Rooms
- Storage Buildings
- Barns
- Vending Machines
- Van Doors
- Warehouse Doors



AMR A535



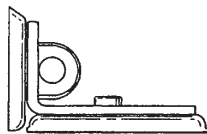
AMR A875



AMR A825



AMR A885



AMR A850

**Part No. Description**

- AMR A535D ---Steel, centered hole, 5" long, 2" wide. Carded
- AMR A825D ---Hardened steel, straight bar, 7 1/4" long, 1 5/8" wide. Carded
- AMR A850D ---Hardened steel, 90° angle bar, 4 1/4" long, 1 5/8" wide. Carded.
- AMR A875D ---Wrought steel, single hinge, 6 1/4" long, 1 3/4" wide. Carded
- AMR A885D ---7 3/4" Double hinged steel. Carded



AMR 895

**Part No. Description**


- AMR A895 -----7 3/4" solid hardened steel throw, chrome plated. Fully adjustable from 3/4" to 2 3/8". Boxed only.

**CYLINDERS**

American Lock SERIES 9000 rim & mortise replacement cylinders are machined from solid brass bar stock, making them equal to or better than their OEM counterparts. Can be rekeyed to original manufacturer systems with precision previously unmatched in replacement cylinders. Available in three standard finishes: Duranodic (DUR), Bright Brass (US3) or Satin Chrome (26D). Furnished with two keys. Keyed alike in pairs. 6 cylinders per box.

*NOTE: All cylinders available in the following keyways on F/O (6 per box): Arrow STD, Corbin 67, Dexter 67, Ilco 1054K and Segal 9.*

**Mortise Cylinders**



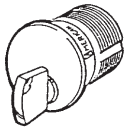
All mortise cylinders are supplied with both the Yale "A" cam and the Adams Rite "B" cam. Specify desired finish.

Part No.	Keyway	Length	Drilled	Keyed
AMR A91 10C	Schlage C	1"	5-pin	5-pin
AMR A91 10CK	Schlage C-K	1"	5-pin	5-pin
AMR A91 10E	Schlage E	1"	5-pin	5-pin
AMR A91 10KW	Kwikset	1"	5-pin	5-pin
AMR A91 10W	Weiser	1"	5-pin	5-pin
AMR A91 10Y	Yale 8	1"	5-pin	5-pin
AMR A91 20C	Schlage C	1 1/8"	6-pin	5-pin
AMR A91 20CK	Schlage C-K	1 1/8"	6-pin	5-pin
AMR A91 20C60	Corbin 60*	1 1/8"	6-pin	5-pin
AMR A91 20D1	Russwin D1*	1 1/8"	6-pin	5-pin
AMR A91 20E	Schlage E	1 1/8"	6-pin	5-pin
AMR A91 20KW	Kwikset	1 1/8"	6-pin	5-pin
AMR A91 20LA	Sargent LA*	1 1/8"	6-pin	5-pin
AMR A91 20W	Weiser	1 1/8"	6-pin	5-pin
AMR A91 20Y	Yale 8	1 1/8"	6-pin	5-pin
AMR A91 30C	Schlage C	1 1/4"	6-pin	5-pin
AMR A91 30CK	Schlage C-K	1 1/4"	6-pin	5-pin
AMR A91 30E	Schlage E	1 1/4"	6-pin	5-pin
AMR A91 30KW	Kwikset	1 1/4"	6-pin	5-pin
AMR A91 30LA	Sargent LA*	1 1/4"	6-pin	5-pin
AMR A91 30W	Weiser	1 1/4"	6-pin	5-pin
AMR A91 30Y	Yale 8	1 1/4"	6-pin	5-pin

\*F/O

**CYLINDERS**


**Thumbturn Cylinders**



All are supplied with both the Yale "A" cam and the Adams Rite "B" cam. Specify desired finish.

Part No.	Length
AMR A9210	1"
AMR A9220	1 1/8"
AMR A9230	1 1/4"

**Rim Cylinders**

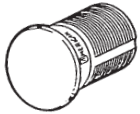


Machined from solid brass bar stock with breakaway tailpiece. Includes trim ring. Specify desired finish.

Part No.	Keyway	Drilled	Keyed
AMR A9500C	Schlage C	6-pin	5-pin
AMR A9500CK	Schlage C-K	6-pin	5-pin
AMR A9500C60	Corbin 60*	6-pin	5-pin
AMR A9500D1	Russwin D1*	6-pin	5-pin
AMR A9500E	Schlage E	6-pin	5-pin
AMR A9500KW	Kwikset	6-pin	5-pin
AMR A9500LA	Sargent LA*	6-pin	5-pin
AMR A9500W	Weiser	6-pin	5-pin
AMR A9500Y	Yale 8	6-pin	5-pin

\*F/O

**Dummy Cylinders**



Specify desired finish.

Part No.	Length
AMR A9310	1"
AMR A9320	1 1/8"
AMR A9330	1 1/4"

**American Edge Patented Restricted Virtual Keyway Products**

American Padlock and Master Padlock offer a virtual keyway program that is geographically restricted. The cylinders offered in this program are rim and mortise, key in the knob and padlock cylinders that operate either American or Master padlocks. These cylinders have a secondary locking mechanism featuring four ball bearings, two on each side, that are engaged by dimples in the key. The ball bearings are placed in such a way so if a groove is cut along the side to try to pass the key into the lock, the key will be cut into two pieces, defeating the unauthorized entry. All products in this system are supplied uncombined, which means they are zero-bitted and without keys.

Virtual keyways are specified by letters indicating their position on each side of the key. Both 4 and 6 pin keyways are available. Virtual keyways are limited geographically by Master Lock and Wilco Supply. A contract must be signed for the controlled keyways, and at the key blanks are not stocked locally. They are shipped direct to your shop from the factory, adding to the security of the system. This is an excellent system to offer your customers the key control they need. For those customers who do not wish to buy into a controlled keyway for their lock shop, Wilco Supply offers an EL keyway with key blanks available from our inventory. Speak to your Wilco Supply sales representative for more specific information.



AMR APKGPTKBWP6



MAS KWP6BOX EL



AMR AD200WP6



AMR 100WP6

*American Branded Products*

Part No.	Description
AMR AD200WP4 26D UN EL	Key in Knob Cylinder, 4 Pin US26D
AMR AD200WP4 3 UN EL	Key in Knob Cylinder, 4 Pin US3
AMR AD200WP6 26D UN EL	Key in Knob Cylinder, 6 Pin US26D
AMR AD200WP6 3 UN EL	Key in Knob Cylinder, 6 Pin US3
AMR AM100WP4 10B AR1 UN EL	Mortise Cyl 1" 4 Pin US10B B Cam
AMR AM100WP4 26D AR1 UN EL	Mortise Cyl 1" 4 Pin US26D B Cam
AMR AM100WP4 3 AR1 UN EL	Mortise Cyl 1" 4 Pin US3 B Cam
AMR AM100WP4 10B YS2 UN EL	Mortise Cyl 1" 4 Pin US10B A Cam
AMR AM100WP4 26D YS2 UN EL	Mortise Cyl 1" 4 Pin US26D A Cam
AMR AM100WP4 3 YS2 UN EL	Mortise Cyl 1" 4 Pin US3 A Cam
AMR AM100WP6 10B AR1 UN EL	Mortise Cyl 1" 6 Pin US10B B Cam
AMR AM100WP6 26D AR1 UN EL	Mortise Cyl 1" 6 Pin US26D B Cam
AMR AM100WP6 3 AR1 UN EL	Mortise Cyl 1" 6 Pin US3 B Cam
AMR AM100WP6 10B YS2 UN EL	Mortise Cyl 1" 6 Pin US10B A Cam
AMR AM100WP6 26D YS2 UN EL	Mortise Cyl 1" 6 Pin US26D A Cam
AMR AM100WP6 3 YS2 UN EL	Mortise Cyl 1" 6 Pin US3 A Cam
AMR AM112WP4 10B AR1 UN EL	Mortise Cyl, 1 1/8 4 Pin US10B B Cam
AMR AM112WP4 26D AR1 UN EL	Mortise Cyl, 1 1/8 4 Pin US26D B Cam
AMR AM112WP4 3 AR1 UN EL	Mortise Cyl, 1 1/8 4 Pin US3 B Cam
AMR AM112WP4 10B YS2 UN EL	Mortise Cyl, 1 1/8 4 Pin US10B A Cam
AMR AM112WP4 26D YS2 UN EL	Mortise Cyl, 1 1/8 4 Pin US26D A Cam
AMR AM112WP4 3 YS2 UN EL	Mortise Cyl, 1 1/8 4 Pin US3 A Cam
AMR AM125WP4 10B AR1 UN EL	Mortise Cyl, 1 1/4 4 Pin US10B B Cam
AMR AM125WP4 26D AR1 UN EL	Mortise Cyl, 1 1/4 4 Pin US26D B Cam
AMR AM125WP4 3 AR1 UN EL	Mortise Cyl, 1 1/4 4 Pin US3 B Cam
AMR AM125WP4 10B YS2 UN EL	Mortise Cyl, 1 1/4 4 Pin US10B A Cam
AMR AM125WP4 26D YS2 UN EL	Mortise Cyl, 1 1/4 4 Pin US26D A Cam
AMR AM125WP4 3 YS2 UN EL	Mortise Cyl, 1 1/4 4 Pin US3 A Cam
AMR AM125WP6 10B AR1 UN EL	Mortise Cyl, 1 1/4 6 Pin US10B B Cam
AMR AM125WP6 26D AR1 UN EL	Mortise Cyl, 1 1/4 6 Pin US26D B Cam
AMR AM125WP6 3 AR1 UN EL	Mortise Cyl, 1 1/4 6 Pin US3 B Cam
AMR AM125WP6 10B YS2 UN EL	Mortise Cyl, 1 1/4 6 Pin US10B A Cam
AMR AM125WP6 26D YS2 UN EL	Mortise Cyl, 1 1/4 6 Pin US26D A Cam
AMR AM125WP6 3 YS2 UN EL	Mortise Cyl, 1 1/4 6 Pin US3 A Cam
AMR AR112WP4 10B FTP UN EL	Rim Cylinder, 4 Pin US10B
AMR AR112WP4 126D FTP UN EL	Rim Cylinder, 4 Pin US26D
AMR AR112WP4 3 FTP UN EL	Rim Cylinder, 4 Pin US3
AMR AR112WP6 10B FTP UN EL	Rim Cylinder, 6 Pin US10B
AMR AR112WP6 126D FTP UN EL	Rim Cylinder, 6 Pin US26D
AMR AR112WP6 3 FTP UN EL	Rim Cylinder, 6 Pin US3

**CYLINDERS**

AMR APTC12WP4 EL -----	Cylinder, 4 Pin, for Am.Padlocks
AMR APTC12WP6 EL -----	Cylinder, 6 Pin, for Am.Padlocks
AMR APTC2001WP4 EL -----	Cylinder, 4 Pin, for Am. 2000 Series
AMR APTC2001WP6 EL -----	Cylinder, 6 Pin, for Am. 2000 Series
AMR APTKB WP4 EL -----	Key Blank, 4 Pin, American Edge
AMR APTKB WP6 EL -----	Key Blank, 6 Pin, American Edge

*Master Branded Products*

<b>Part No.</b>	<b>Description</b>
MAS 21WP4 UN EL -----	Master 21 Padlock W/ 4 Pin Keyway
MAS 21LFWP4 UN EL -----	Master 21LF Padlock W/ 4 Pin Keyway
MAS 21LJWP4 UN EL -----	Master 21LJ Padlock W/ 4 Pin Keyway
MAS 27WP4 UN EL -----	Master 27 Padlock W/ 4 Pin Keyway
MAS 6121 WP6 UN EL -----	Master 6121 Padlock W/ 6 Pin Keyway
MAS 6127 WP6 UN EL -----	Master 6127 Padlock W/ 6 Pin Keyway
MAS 6230 WP6 UN EL -----	Master 6230 Padlock W/ 6 Pin Keyway
MAS 6321 WP6 UN EL -----	Master 6231 Padlock W/ 6 Pin Keyway
MAS 6327 WP6 UN EL -----	Master 6327 Padlock W/ 6 Pin Keyway
MAS 6840 WP6 UN EL -----	Master 6840 Padlock W/ 6 Pin Keyway
MAS 6850 WP6 UN EL -----	Master 6850 Padlock W/ 6 Pin Keyway
MAS 7040 WP6 UN EL -----	Master 7040 Padlock W/ 6 Pin Keyway
MAS 7045 WP6 UN EL -----	Master 7045 Padlock W/ 6 Pin Keyway
MAS 7050 WP6 UN EL -----	Master 7050 Padlock W/ 6 Pin Keyway
MAS 295WP4 UN EL -----	Cylinder, 4 Pin, for 21 Series
MAS 296WP6 UN EL -----	Cylinder, 6 Pin, for Pro-Series
MAS KWP4BOX EL -----	Key Blank, 4 Pin Master Edge
MAS KWP6BOX EL -----	Key Blank, 6 Pin Master Edge

**Cylinder Parts**

<b>Part No.</b>	<b>Description</b>
AMR A1270960 -----	Adams-Rite (B) Cam for mortise cylinders (AR1)
AMR A1270030 -----	Breakaway Screws for rim cylinders (BS1)
AMR A1270990 -----	Mounting Plate for rim cylinders (MP1)
AMR A1270080 -----	Cam Screws for mortise cylinders (MS1)
AMR A1270980 -----	Russwin Cloverleaf Cam for mortise cylinders (RC3)
AMR A1270820 -----	Segmented Tailpiece for rim cylinders (RT1)
AMR A1270950 -----	Yale Standard (A) Cam for mortise cylinders (YS2)

**Replacement Cylinders**

<b>Part No.</b>	<b>Description</b>
AMR ABTC1 -----	For Am. blade tumbler padlocks.
AMR AHTC2 -----	For American Tubular padlock Series 7000, (KA or KD only). Keyed to many Ace, Ace II, Gem & other tubular cylinders.
AMR APT2001 -----	American Models 2000 and 2010.
AMR APTC12 -----	5-pin cylinders for Am. Series 700, 1000, and 5000.
AMR APTC14 -----	6-pin cylinders for American Series 700, 748, 1000, and 5000. (Specify for Model 748 replacement cylinder.)
AMR APTM1 -----	1K cylinders for Series 700, 748, 1000, and 5000 (KA only)
AMR APT748 -----	6 pin Cylinder for 748

*Uncoded cylinders are also available on F/O.*

**PINS/WAFERS/SPRINGS**

**Pin Tumbler Cylinder Parts – Package of 100**

<b>Part No.</b>	<b>Description</b>	<b>Part No.</b>	<b>Description</b>
AMR A3682010--#1	Bottom Pin	AMR A3681050--#2	Master Wafer
AMR A3682020--#2	Bottom Pin	AMR A3681010--#3	Master Wafer
AMR A3682030--#3	Bottom Pin	AMR A3681020--#4	Master Wafer
AMR A3682090--#4	Bottom Pin	AMR A3681030--#5	Master Wafer
AMR A3682050--#5	Bottom Pin	AMR A3681040--#6	Master Wafer
AMR A3682060--#6	Bottom Pin	AMR A3671070--#7	Master Wafer
AMR A3682070--#7	Bottom Pin	AMR A3664010--	Top Pin
AMR A3682080--#8	Bottom Pin	AMR A3054010--	Pin Springs

**SERVICE KITS**



<b>Part No.</b>	<b>Description</b>
AMR ALSK18-----	For Am. Blade Tumbler padlocks
AMR ASK8-----	For Am. rekeyable pin tumbler locks
AMR ATCR3-----	For Am. tubular cam locks & padlocks

**KEY BLANKS**

Top quality key blanks are machined to assure a perfect fit in American padlocks. Sold in boxes of 50 except where noted. Restricted key blanks for blade and pin tumblers are available on F/O. End user authorization letter required.

<b>Part No.</b>	<b>Description</b>
AMR ABKB-----	Brass, double bitted
AMR ACB2-----	Nickel plated brass for B20 brass padlock (vertical logo)
AMR AHTKB7-----	For American tubular cylinder padlocks. 25/box.
AMR APTKB1-----	Brass for American 5-pin tumbler cyl. padlock
AMR APTKB2-----	Brass for American 6-pin tumbler cyl. padlock
AMR APTKB748-----	Brass for American 748 padlock

**AMERICAN PADLOCK PARTS CHART**

Model No.	Shackle	Shackle Spring	Cylinder Adapter	Cyl. Cover Plate	Cover Plate Nut	Cover Plate Screw	Cylinder
AMR A700	A1582940	A1612010		A4680200	A4746010	A4761010	APTC 12
AMR A701	A1582960	A1612010		A4680200	A4746010	A4761010	APTC 12
AMR A748	A1583290	A1612010	ACHSG01	ACPLT01		ASCRR01	APT748
AMR A1105	A1582980	A1613010		A4680210	A4746010	A4761010	APTC 12
AMR A1106	A1583180	A1613010		A4680210	A4746010	A4761010	APTC 12
AMR A1107	A1583210	A1613010		A4680210	A4746010	A4761010	APTC 12
AMR A1205	A1582240	A1606010		A4680210	A4746010	A4761010	APTC 12
AMR A1206	A1582290	A1606010		A4680210	A4746010	A4761010	APTC 12
AMR A1207	A1582310	A1606010		A4680210	A4746010	A4761010	APTC 12
AMR A1305	A1581550	A1611010		A4680210	A4746010	A4761010	APTC 12
AMR A1306	A1581570	A1611010		A4680210	A4746010	A4761010	APTC 12
AMR A1307	A1581590	A1611010		A4680210	A4746010	A4761010	APTC 12
AMR A2000							APT2001
AMR A2010							APT2001
AMR A3200, A3560	A1582240	A1606010					OEM
AMR A3201, A3561	A1582290	A1606010					OEM
AMR A3202, A3562	A1582310	A1606010					OEM
AMR A3260, A3570	A1581550	A1611010					OEM
AMR A3261, A3571	A1581570	A1611010					OEM
AMR A3262, A3572	A1581590	A1611010					OEM
AMR A3600	A1582240	A1606010	A3013010			A4762010	OEM
AMR A3601	A1582290	A1606010	A3013010			A4762010	OEM
AMR A3602	A1582310	A1606010	A3013010			A4762010	OEM
AMR A3700	A1581550	A1611010	A3013010			A4762010	OEM
AMR A3701	A1581570	A1611010	A3013010			A4762010	OEM
AMR A3702	A1581590	A1611010	A3013010			A4762010	OEM
AMR A3800	A1582910	A1612010	A3014010			A4764010	OEM
AMR A3801	A1582920	A1612010	A3014010			A4764010	OEM
AMR A5100	A1582980	A1613010		A4680210	A4746010	A4761010	APTC 12
AMR A5101	A1583180	A1613010		A4680210	A4746010	A4761010	APTC 12
AMR A5102	A1583210	A1613010		A4680210	A4746010	A4761010	APTC 12
AMR A5200	A1582240	A1606010		A4680210	A4746010	A4761010	APTC 12
AMR A5201	A1582290	A1606010		A4680210	A4746010	A4761010	APTC 12
AMR A5202	A1582310	A1606010		A4680210	A4746010	A4761010	APTC 12
AMR A5260	A1581550	A1611010		A4680210	A4746010	A4761010	APTC 12
AMR A5261	A1581570	A1611010		A4680210	A4746010	A4761010	APTC 12
AMR A5262	A1581590	A1611010		A4680210	A4746010	A4761010	APTC 12
AMR A7200	A1582240	A1606010		A4680240	A4746010	A4761010	AHTC 2
AMR A7201	A1582290	A1606010		A4680240	A4746010	A4761010	AHTC 2
AMR A7202	A1582310	A1606010		A4680240	A4746010	A4761010	AHTC 2
AMR A7260	A1581550	A1611010		A4680240	A4746010	A4761010	AHTC 2
AMR A7261	A1581570	A1611010		A4680240	A4746010	A4761010	AHTC 2
AMR A7262	A1581590	A1611010		A4680240	A4746010	A4761010	AHTC 2
AMR A7300	A1582910	A1612010		A4680240	A4746010	A4761010	AHTC 2
AMR A7301	A1582920	A1612010		A4680240	A4746010	A4761010	AHTC 2
			<b>Cylinder Retention Pin</b>				
AMR AH10	A1582130	A1601010	A3680030			A4752010	ABTC 1
AMR AH11	A1582150	A1601010	A3680030			A4752010	ABTC 1
AMR AL50	A1582240	A1606010	A3680110			A4752010	ABTC 1
AMR AL51	A1582290	A1606010	A3680110			A4752010	ABTC 1