

**EMERALD PRO™ SERIES PROFESSIONAL PIN KITS**

*“Emerald Pro™” Advantages*

- *Plastic Coated Passport™* protects your chart from being soiled or worn. It can also be written on with a non-permanent marker and then erased. Pin numbers on the chart are color-coded to match the actual color of the pins in the kit.
- *Hard Coat* is a new metallic green paint that provides the best protective finish available.
- *Dura-View Pin Tray* is a clear heavy duty pin tray with new larger print numbers that will never wear out.
- *Pin Tolerances* — a LAB trademark, provides the “closest tolerance” Universal .005 or .003 Pins manufactured.

**“The Emerald Wedge™”**

*Metal Construction*



LAB EPK 003 *Pro Wedge 3*

- .003 Increments
- .124 Sizes
- Top Pins: .010 – .200
- Bottom Pins: .156 – .360

LAB EPK 005 *Pro Wedge 5*

- .005 Increments
- .102 Sizes
- Top Pins: .010 – .300
- Bottom Pins: .150 – .360

The most up-to-date technology for better locksmithing. Consists of a metal box with a green metallic finish with gold logo and trim. The box measures 21½ × 7½ × 16" with a 10° angle (1¾" front and a 3" back).

• **Dura-View™ Easy Access Pin Tray**

The idea behind this new wedge shape is to allow the locksmith to select pins without having to lean above the kit. It gives a much better view of the pin tray. The tray is made of a clear plastic. A printed pin locator is inserted underneath and up inside the clear tray. Numbers will now appear through the tray and never wear off. This method allows the pin sizes to be printed 100 percent larger than before for easy reading.

• **Color Coded Passport Pin Chart**

Pinning information is printed in the exact same color of the tumbler pin in the tray. For example, a .189 bottom pin or #2 bottom pin for Sargent is printed in purple, the same color as the actual pin. The Tip pin chart is laminated for durability.

• **Increments**

The Emerald Pro series is available in either .005 or .003.

Part No.	Descriptions
LAB EPK003	For .003 increments
LAB EPK005	For .005 increments

**ORIGINAL DESIGN PIN KITS**

**Interchangeable Core**



Features IC Pinning for:

- Best cores
- Arrow cores
- Eagle cores
- Falcon cores
- 6 and 7-pin covers
- Springs
- 10 bottom pins
- 18 top pins
- Caps

**Part No.**  
LAB BFK108

**Schlage Kit**



Nickel-silver bottom pins. All original design.

- 8 Masters
- 3 Tops
- 10 Bottoms
- Cylinder Springs
- Cylinder Cap Pins
- Cylinder Cap Springs

**Part No.**  
LAB SPK115

**Kwikset Kit**



Contains all original brass pins and springs.

- 6 Masters
- 2 Tops
- 6 Bottoms
- Cylinder Springs

**Part No.**  
LAB KPK115

**ORIGINAL DESIGN PIN KITS**

**Schlage and Kwikset Kit**



- Schlage Sizes:*
- 10 Nickel-Silver Bottom pins
  - 8 Brass Master Pins
  - 3 Brass Top Pins
  - Cylinder Springs
- Kwikset Sizes:*
- 6 Brass Bottom Pins
  - 2 Brass Top Pins
  - 6 Brass Master Pins
  - Cylinder Springs
  - Color coded to new industry specifications

**Part No.**  
LAB LSK2N1

**Classic Pro Pin Kits**



*LAB LPK-003*

- .003 Increments
- 124 sizes
- Top Pins: .010 – .200
- Bottom Pins: .156 – .360

**Part No.**  
LAB LPK003  
LAB LPK005

*LAB LPK-005*

- .005 Increments
- 102 Sizes
- Top Pins: .010 – .300
- Bottom Pins: .150 – .360

**Mini Steel Pin Kit**

**LAB**



- LMK003*
- .003 Increments
  - 81 Sizes
  - Masters: .024 – .090
  - Drivers: .093 – .235
  - Bottoms: .156 – .334
  - Springs
- LMK005*
- .005 Increments
  - 81 Sizes
  - Masters: .010 – .090
  - Drivers: .095 – .200
  - Bottoms: .1565 – .360
  - Springs

**Part No.**  
LAB LMK003  
LAB LMK005

**Smart Wedge Pin Kit**



Developed by locksmiths with confined workspace in mind.

- Color Passport Pin Chart® – Pin sizes printed the same color as the pins
- Slide-out tool drawer
- Double-sized pin pockets hold up to 200 pins per size
- Injection molded high-impact tray with pin sizes printed 100% larger
- Contains 3 sizes of spool pins and the “F” Series T-Pin for Schlage Cylinders

*LAB LSW003*

- .003 Increments
- 92 sizes
- Top Pins: .024T – .200T, .235T
- Spool Pins: .160J, .165J, .180J
- T-Pin: .170TP
- Bottom Pins: .159B – .354B

*LAB LSW005*

- .005 Increments
- 86 Sizes
- Top Pins: .010T – .200T, .230T, .235T
- Spool Pins: .160J, .165J, .180J
- T-Pin: .170TP
- Bottom Pins: .155B – .360B

**Part No. Description**  
LAB LSW003 ----- .003 Wedge 13 1/4" x 10 1/2"  
LAB LSW005 ----- .005 Wedge 13 1/4" x 10 1/2"

**DUR-X SERIES**

**Mini Dur-X Pin Kits**




A unique and revolutionary departure from the old plastic breakable kit. Kits contain only LAB brand pins for original manufacturer's pins. 7 1/2 x 4 1/2 x 1 1/2"

*Features*

- Super tuff polyethylene construction
- New platform design insert
- Location chart
- Springs

Part No.	Description
LAB LMD3N1	Kwikset/Schlage/Weiser
LAB LMDICC	Mini DURX IC Core Kit
LAB LMDKWK	Kwikset
LAB LMDSCH	Schlage

**Dur-X-Semi Pro-3**



Lightweight and made of super tough polyethylene. Has triple-latch, double-snap protection with center lid carrying handle. Key slots under kit make mounting in a van or on a work bench simple. Feature full pin size ranges, Seal-Tight cover, Dual-View Pin Tray and LAB's exclusive Color Passport Pin Chart. 22 1/2 x 8 3/4 x 2 1/4"

- .003 increments
  - 124 sizes
- Top Pins: .010 – .200  
Bottom Pins: .156 – .360

**Part No.**  
LAB LDKU3

**BENCHMATE™ WOODLINE™ KITS**

*All Benchmate™ kits feature:*

- Master-crafted quality construction
- Natural full-grain maple
- Specially designed pin pockets for easy "finger tip" pin selection

**Universal Woody 3 and Woody 5**



The most popular Universal kit with classic designs from the past plus today's style and technology.

*Woody 3*

- .003 Increment
- 104 Sizes

**Part No.:** LAB LWK003

*Woody 5*

- .005 Increment
- 92 Sizes


**Part No.:** LAB LWK005

*Features*

- Center Slide-out drawer
- Triple Latch Construction for extra security

**TOOLS**


**Cylinder Cap Remover**



- For use with Schlage, Weiser, Arrow, Falcon standard
- Depresses cylinder cap in to remove cylinder cap in one easy turn

**Part No.:** LAB LCR005

**5 N 1 Gauge**



- For Kwikset/Schlage/Weiser/Weslock/Master
- Accurate
- Easily carried in pocket or keying kit

**Part No.:** LAB LKG001

**Lab Lube**



- Superior friction fighting agent
- Clean, white dry lubricant
- Made of Dupont Teflon® powder

**Part No.:** LAB LLT001

**Formed End Tweezer**



- Curved Ends for positive grip
- Perfect size and weigh
- Made of stainless steel

**Part No.:** LAB LZT001

**Wood Pin Block**



- Made of Arctic Birch
- Holds 5 plugs
- Great for repinning multiple cylinders, Master and Grand Master pinning
- Measures 5 1/4 x 4 1/4

**Part No.:** LAB LPB001

**Capping Block**



Capping Instrument    Pin-Stack Evictor    "Annex" with Slideout Code Book

The LAB Interchangeable Core Annex® offers the simplest method for the loading and unloading of interchangeable core pins, springs and caps, using only one instrument for both functions. A second time saving feature is a Slideout Code Book below the area where the core is slid in place. This allows the user to unload the core pins, springs and caps into a confined area without spilling parts in or around the work area. This Slideout Code Book is also used to decode the Core to determine the bitting of the control key when it is not available and also determine the top master key bitting.

Includes:

- Annex with Slideout Code Book
- Capping Instrument
- Pin-Stack Evictor

Part No.	Description
LAB LICCB	Capping Block
LAB LCI001	Capping Instrument

**PIN ACCESSORIES**

**Pin Kit Refill Pack**



*.003 Pin Kit Refill Pack*

Contains 124 packs of the highest quality LAB tumbler pins with 50 LAB pins per size.

Tops: .010 – .200

Bottoms: .156 – .360

**Part No.:** LAB KRP003

**Pin Covers**



<b>Part No.</b>	<b>Description</b>
LAB FSC6	FAL 6–Pin SPG Cover
LAB FSC7	FAL 7–Pin SPG Cover


**Caps**



- Best's exact specs
- Swiss quality

<b>Part No.</b>	<b>Description</b>
LAB 1027	Stamped
LAB 1027M	Machined

**Springs**



<b>Part No.</b>	<b>Description</b>
LAB 115L	Long Springs
LAB 115S	Short Springs
LAB 108B	Best Spring–Long
LAB 108F	Falcon Spring–Short
LAB AC8	Ace Spring - Bronze

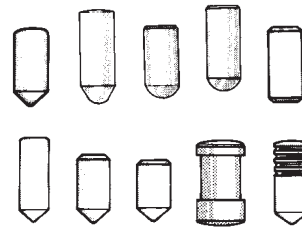
**Curved Shims**



- .0015 stainless steel
- Exceeds all industry standards

**Part No.:** LAB LS25

**PINS**



LAB demands and purchases only the best raw materials available. Brass material is 360 alloy, full hard temper. All LAB pins are inspected with the latest inspection equipment, quality systems and documented by Lab's Quality Control Team. For ordering information please contact your Wilco representative.