


SASH HARDWARE

Series X Hinges




Uses

- Wooden Frame Casement, Awning and Transom Windows

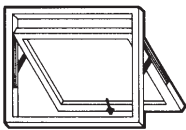
Series X is an accepted standard. Like all Whitco hardware, it is interchangeable and need not be specified as right or left swing casements. The width of the casement sash is the only factor that needs to be considered. For 1³/₈" to 1³/₄" sash casement type (not exceeding 4' 6" in height). Cold rolled steel with an electro-galvanized finish. Solid brass is available on factory order, specify BX (eg. 8BX, 10BX etc).

CASEMENT



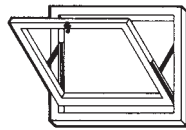
LEFT HAND RIGHT HAND
INTERIOR-LOOKING OUT

AWNING



INTERIOR-LOOKING OUT

TRANSOM



INTERIOR-LOOKING OUT

Whitco sash hinges are backed by 65 years of field testing. Reversible action permits two-side window cleaning from inside the room. The simple mill detail required and low labor cost at point of installation makes Whitco hinges economical. The unique built-in wind-holder prevents slamming or rattling even under severe wind conditions. Whitco hinges need no lubrication, and its sag-proof construction insures chatter-free, smooth acting opening and closing.

Part No.	Sash Width (Approx.)	Hardware Lengths
WHT 8X	12" to 16"	8"
WHT 10X	16" to 20"	10"
WHT 12X	20" to 24"	12"
WHT 14X	24" to 28"	14"
WHT 16X	28" to 30"	16"
WHT 18X	30" to 32"	18"
WHT 20X	32" to 36"	20"
WHT 24X F/O	36" to 38"	24"

Meets Federal Specifications FF-H-111a, Type F 1128