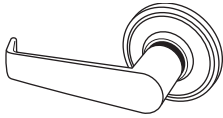


LOCKS

CL Series Residential Lock

Lever Designs – ANSI Grade 2



Solar – SC
US26D



Lunar – LC
US3 Handed LH or RH

- Adjustable 2³/₈" – 2³/₄" Latches

Functions

Passage

ARL CL01: Latchbolt by lever either side

Privacy

ARL CL02: Latchbolt operated by lever either side except when inside turn button locks outside. Unlocked by rotating button or by using tool outside.

Entrance (Freewheeling Lever) "Clutch"

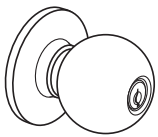
ARL CL11: Latchbolt operated by lever either side except when outside lever is locked by turnbutton inside. when outside lever is locked, latchbolt operated by key outside or turning inside lever. Inside button must be manually released.

Storeroom (Freewheeling Lever) "Clutch"

ARL CL12: Outside lever always rigid. Latchbolt operated by key in outside lever, or by turning inside lever. Outside lever has freewheeling feature

MK Series Cylindrical Lock

Non-UL Latch/T Strike – ANSI Grade 2



- 2³/₈" B.S. Schlage "C" Keyway

US3 and US 26D

Functions

Entrance/Office

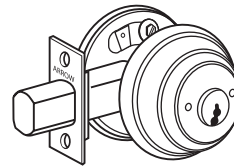
ARL MK11: Latchbolt operated by knob either side except when outside knob is locked by turnbutton inside. When outside knob is locked. Latchbolt operated by key outside or turning inside knob. Pushing and turning inside button will cause outside knob to remain locked. Button will then need to be manually rotated to unlock outside knob.

Storeroom

ARL MK12: Latchbolt operated by key in outside knob or by inside knob. Outside knob always rigid.

E Series Security Deadlocks

ANSI Grade 2



- Schlage "C" Keyway
- 2³/₈" or 2³/₄" B.S. (must specify)

US26D and US 10B

Part No.	Description
ARL E61	Key outside, thumbturn inside
ARL E62	Key either side

6- & 7-Pin Uncombined Core



Arrow's Interchangeable Core products provide flexibility and convenience combined with the highest level of security.

Arrow Keyways 1C, 1D are standard. Available in competitive keyways: A, B, C, D, E, F, G, H, J, K, L, M, Q.

Designed to fit:

- Cylindrical Locks — ANSI Grades 1 and 2
- Deadlocks — tubular and mortise, ANSI Grade 1
- Mortise Locks, ANSI Grade 1
- Cylinders, Mortise and Rim type
- Padlocks

Part No.	Description
ARL C7S	7 Pin
ARL C6S	6 Pin

Mortise Cylinder

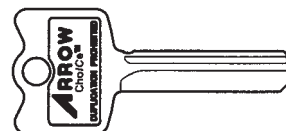
Rim Cylinders



- 1¹/₄" length; 6- or 7- pin

Part No.	Description
ARL 16-CR-27 A/R 18-26D	Mort Cyl. Length 6 or 7 pin ADM
ARL 16-CR-27-001-10B	Mort Cyl. Length 6 or 7 pin YALE
ARL 16-CR-27-001-26D	Mort Cyl. Length 6 or 7 pin YALE
ARL 16-RCR-16-26D	6-Pin Rim Cylinder
ARL 16-RCR-27-10B	7-Pin Rim Cylinder
ARL 16-RCR-27-26D	7-Pin Rim Cylinder

Interchangeable Core Key Blanks



- Available Keyways: Arrow – 1C, 1D

Part No.
ARL CH1C
ARL CH1D